

PrettyThingsByKatja

# FREE CHRISTMAS GARFIELD BLANKET AND PILLOW PATTERN



[bestofcrochetpatterns.com](http://bestofcrochetpatterns.com)



FREE Christmas Garfield - Crochet Blanket Pattern - PrettyThingsByKatja

## FREE Christmas Garfield - Crochet Blanket Pattern



Thank you for choosing my pattern! I ask that you kindly do not copy, share, alter, or sell my pattern.

This pattern is for your personal use only.

You are more than welcome to sell items made from PrettyThingsByKatja; credit to the designer is greatly appreciated.

• [www.etsy.com/shop/PrettyThingsByKatja](http://www.etsy.com/shop/PrettyThingsByKatja) •

Tag your finished projects on Instagram or Facebook.

If you have any questions about this pattern, I am glad to help.

[Katja@bestofcrochetpatterns.com](mailto:Katja@bestofcrochetpatterns.com)

You can also contact me on Instagram, Facebook or Etsy.

**You can follow me on:**



[www.facebook.com/PrettyThingsByKatja/](https://www.facebook.com/PrettyThingsByKatja/)



[https://www.instagram.com/pretty\\_things\\_by\\_katja/](https://www.instagram.com/pretty_things_by_katja/)



<https://bestofcrochetpatterns.com/>

(I share free patterns and crochet tips there)



<https://www.pinterest.com/KatjaCrochetPatterns/>



## FREE Christmas Garfield - Crochet Blanket Pattern - PrettyThingsByKatja

### Supplies:

- 3.00mm Crochet Hook
- #3 DK/Light Worsted Yarn in five colors – You can use different types of yarn, just adjust the size of the hook.
- Yarn Needle
- Scissors and Tape (for Graph Assembly)

### Abbreviations:

- CH ~ Chain
- SC ~ Single Crochet
- SL ST ~ Slip Stitch
- RS ~ Right Side
- WS ~ Wrong Side
- MC ~ Main Color
- CC ~ Contrast Color
- ST(S) ~ Stitch(es)
- FO ~ Finish Off

### Gauge:

4" x 4" (10 x 10 cm) square /3 mm-Hook/ Single Crochet/#3 Yarn

- 19 Rows x 25 Stitches

### Size:

- 19" x 25" (48 x 65cm) Rectangle

### Approximate Yardage Needed (you will need more, because you pull your yarn all the way through the project):

- Yellow ~ 463m = 506yd (in my case 4 x 50 g skeins) + 650m = 711yd (for the backside of the pillow)
- White ~ 26m = 28yd (1 x 50g skeins)
- Black ~ 76m = 83yd (1 x 50g skeins)
- Red ~ 13m = 14yd (1 x 50g skeins)
- Orange ~ 71m = 78yd (1 x 50g skeins)



**If you are not familiar with the Tapestry Crochet Technique, please, read the instructions first. Here are just some quick notes to help you understand the pattern and make your creation accurately.**

#### Notes:

- Every block of the graph represents one SC.
- You start your color change on the SC just before the color change.
- Remember to maintain tension. When pulling through with the new color, the stitch you just completed will lose tension. Be sure to correct it before moving on.
- Be sure that you remember to yarn under when pulling through with the new yarn.
- When working with the two or more colors at the same time, it's essential to check both sides of your work periodically throughout the row to see if there is any bunching or puckering. I suggest you do this right before the color change. If you see the non-dominant yarn sticking out, give it a gentle tug and then gently stretch out the row again to even out the stitches and smooth out the row.
- Remember that each row of the graph alternates between following it {Right to Left} and {Left to Right}. Be sure to stitch accordingly.



- I like to highlight each row or SC in the written instructions as I complete it so that I can easily visualize which SC is following next.
- I like to count my stitches right before the color change to check if the number is correct. It is a little time consuming, but I think it is better than to do it all again.
- Throughout the project, be sure to carry your CC around on only the WS.





## FREE Christmas Garfield - Crochet Blanket Pattern - PrettyThingsByKatja

### Written instructions:

You start by chain 121 in Yellow, begin with Row 1, and SC in the second chain from the hook. You introduce the other yarns here.

← Row 1 [RS]: (Yellow) x 120 At the end of the row chain 1 and turn. When you go to the next row, you carry your yarn in the back. – See How to do Tapestry Crochet on my blog for photo tutorial ([bestofcrochetpatterns.com](http://bestofcrochetpatterns.com)).

→ Row 2 [WS]: (Yellow) x 120 At the end of the Row remember to carry your yarn in the front.

← Row 3 [RS]: (Yellow) x 79, (Black) x 9, (Yellow) x 32

→ Row 4 [WS]: (Yellow) x 30, (Black) x 3, (Orange) x 2, Black, (Orange) x 5, Black, (Yellow) x 78

← Row 5 [RS]: (Yellow) x 42, (Black) x 3, (Yellow) x 32, Black, (Orange) x 7, Black, (Orange) x 3, (Black) x 2, (Yellow) x 29

→ Row 6 [WS]: (Yellow) x 28, Black, Orange, Black, (Orange) x 3, Black, (Orange) x 8, (Black) x 2, (Yellow) x 29, Black, (Orange) x 3, (Black) x 6, (Yellow) x 36

← Row 7 [RS]: (Yellow) x 35, (Black) x 2, (Orange) x 3, Black, (Orange) x 5, Black, (Yellow) x 27, Black, (Orange) x 10, Black, (Orange) x 3, Black, Orange, Black, (Yellow) x 28

→ Row 8 [WS]: (Yellow) x 28, Black, Orange, Black, (Orange) x 4, Black, (Orange) x 10, (Black) x 12, (Yellow) x 5, (Black) x 10, (Orange) x 6, Black, (Orange) x 4, Black, (Yellow) x 35

← Row 9 [RS]: (Yellow) x 34, Black, (Orange) x 4, Black, (Orange) x 16, (Black) x 2, (Yellow) x 3, Black, (Orange) x 22, Black, (Orange) x 3, Black, (Orange) x 2, Black, (Yellow) x 28

→ Row 10 [WS]: (Yellow) x 28, Black, (Orange) x 2, Black, (Orange) x 27, (Black) x 3, (Orange) x 18, Black, (Orange) x 4, Black, (Yellow) x 34

← Row 11 [RS]: (Yellow) x 34, Black, (Orange) x 5, Black, (Orange) x 19, Black, (Orange) x 29, Black, (Yellow) x 29

→ Row 12 [WS]: (Yellow) x 30, Black, (Orange) x 27, Black, (Orange) x 25, (Black) x 2, (Yellow) x 34

← Row 13 [RS]: (Yellow) x 34, Black, Orange, Black, (Orange) x 25, (Black) x 2, (Orange) x 24, (Black) x 2, (Yellow) x 30

→ Row 14 [WS]: (Yellow) x 32, (Black) x 2, (Orange) x 21, Black, (Orange) x 28, Black, (Yellow) x 35

← Row 15 [RS]: (Yellow) x 36, Black, (Orange) x 27, (Black) x 2, (Orange) x 7, (Black) x 14, (Yellow) x 33

→ Row 16 [WS]: (Yellow) x 33, (Black) x 2, (Orange) x 12, (Black) x 2, (Orange) x 5, Black, Yellow, (Black) x 2, (Orange) x 7, (Black) x 3, (Orange) x 13, (Black) x 2, (Yellow) x 37

← Row 17 [RS]: (Yellow) x 39, (Black) x 13, (Yellow) x 2, (Black) x 2, (Orange) x 5, Black, (Yellow) x 3, Black, (Orange) x 5, Black, (Orange) x 11, (Black) x 4, (Yellow) x 33

→ Row 18 [WS]: (Yellow) x 33, (Black) x 6, (Orange) x 9, Black, (Orange) x 6, Black, (Yellow) x 3, Black, (Orange) x 5, Black, (Yellow) x 54



## FREE Christmas Garfield - Crochet Blanket Pattern - PrettyThingsByKatja

← Row 19 [RS]: (Yellow) x 54, Black, (Orange) x 5, Black, (Yellow) x 3, Black, (Orange) x 6, Black, (Orange) x 2, (Black) x 4, (Orange) x 2, (Black) x 6, (Yellow) x 34

→ Row 20 [WS]: (Yellow) x 34, (Black) x 3, (Orange) x 4, (Black) x 4, Orange, Black, (Orange) x 2, Black, (Orange) x 5, Black, (Yellow) x 3, Black, (Orange) x 5, Black, (Yellow) x 54

← Row 21 [RS]: (Yellow) x 54, Black, (Orange) x 4, Black, (Yellow) x 4, Black, (Orange) x 5, (Black) x 5, Yellow, (Black) x 9, (Yellow) x 35

→ Row 22 [WS]: (Yellow) x 38, (Black) x 4, (Yellow) x 4, (Black) x 5, (Orange) x 5, Black, (Yellow) x 3, Black, (Orange) x 5, Black, (Yellow) x 53

← Row 23 [RS]: (Yellow) x 53, Black, (Orange) x 5, Black, (Yellow) x 3, Black, (Orange) x 5, Black, (Orange) x 2, Black, (Yellow) x 47

→ Row 24 [WS]: (Yellow) x 47, Black, (Orange) x 2, Black, (Orange) x 5, Black, (Yellow) x 3, Black, (Orange) x 5, Black, (Yellow) x 53

← Row 25 [RS]: (Yellow) x 53, (Orange) x 5, Black, (Yellow) x 4, Black, (Orange) x 5, Black, (Orange) x 2, Black, (Yellow) x 47

→ Row 26 [WS]: (Yellow) x 48, Black, (Orange) x 2, Black, (Orange) x 5, Black, (Yellow) x 3, Black, (Orange) x 5, Black, (Yellow) x 52

← Row 27 [RS]: (Yellow) x 52, Black, (Orange) x 5, Black, (Yellow) x 3, Black, (Orange) x 5, (Black) x 4, (Yellow) x 48

→ Row 28 [WS]: (Yellow) x 48, (Black) x 4, (Orange) x 5, Black, (Yellow) x 4, Black, (Orange) x 4, Black, (Yellow) x 52

← Row 29 [RS]: (Yellow) x 51, Black, (Orange) x 5, Black, (Yellow) x 4, Black, (Orange) x 4, Black, (Orange) x 2, Black, (Yellow) x 49

→ Row 30 [WS]: (Yellow) x 49, Black, (Orange) x 2, Black, (Orange) x 5, Black, (Yellow) x 3, Black, (Orange) x 5, Black, (Yellow) x 51

← Row 31 [RS]: (Yellow) x 51, Black, (Orange) x 4, Black, (Yellow) x 4, Black, (Orange) x 5, Black, (Orange) x 2, Black, (Yellow) x 49

→ Row 32 [WS]: (Yellow) x 50, (Black) x 2, Orange, Black, (Orange) x 4, Black, (Yellow) x 4, Black, (Orange) x 5, Black, (Yellow) x 50

← Row 33 [RS]: (Yellow) x 50, Black, (Orange) x 4, (Black) x 2, (Yellow) x 3, Black, (Orange) x 5, (Black) x 4, (Yellow) x 50

→ Row 34 [WS]: (Yellow) x 50, (Black) x 2, Orange, Black, (Orange) x 5, Black, (Yellow) x 4, (Black) x 2, (Orange) x 3, Black, (Yellow) x 50

← Row 35 [RS]: (Yellow) x 49, Black, (Orange) x 3, (Black) x 8, (Orange) x 4, (Black) x 5, (Yellow) x 50

→ Row 36 [WS]: (Yellow) x 51, (Black) x 4, (Orange) x 4, Black, (Orange) x 3, (Black) x 8, (Yellow) x 49

← Row 37 [RS]: (Yellow) x 49, (Black) x 3, (Orange) x 13, (Black) x 2, Orange, (Black) x 2, (Yellow) x 50



## FREE Christmas Garfield - Crochet Blanket Pattern - PrettyThingsByKatja

- Row 38 [WS]: (Yellow) x 48, (Black) x 2, (Orange) x 3, Black, (Orange) x 17, (Black) x 2, (Yellow) x 47
- ← Row 39 [RS]: (Yellow) x 46, Black, (Orange) x 10, (Black) x 5, (Orange) x 7, Black, Orange, (Black) x 2, (Yellow) x 47
- Row 40 [WS]: (Yellow) x 46, (Black) x 2, Orange, (Black) x 2, (Orange) x 6, Black, (Red) x 5, Black, (Orange) x 10, Black, (Yellow) x 45
- ← Row 41 [RS]: (Yellow) x 44, Black, (Orange) x 10, Black, (White) x 7, Black, (Orange) x 4, (Black) x 2, Orange, (Black) x 3, (Yellow) x 46
- Row 42 [WS]: (Yellow) x 45, (Black) x 2, (Orange) x 9, Black, (Red) x 7, Black, (Orange) x 11, Black, (Yellow) x 43
- ← Row 43 [RS]: (Yellow) x 42, Black, (Orange) x 12, Black, (White) x 7, Black, (Orange) x 10, Black, (Yellow) x 45
- Row 44 [WS]: (Yellow) x 45, Black, (Orange) x 11, Black, (Red) x 5, Black, (Orange) x 13, Black, (Yellow) x 42
- ← Row 45 [RS]: (Yellow) x 41, Black, (Orange) x 15, (Black) x 5, (Orange) x 2, (Black) x 3, (Orange) x 5, (Black) x 3, (Yellow) x 45
- Row 46 [WS]: (Yellow) x 45, (Black) x 3, (Orange) x 4, Black, (Orange) x 3, Black, (Orange) x 3, Black, (Orange) x 17, Black, (Yellow) x 41
- ← Row 47 [RS]: (Yellow) x 41, Black, (Orange) x 17, Black, (Orange) x 2, Black, (Orange) x 4, (Black) x 7, (Yellow) x 46
- Row 48 [WS]: (Yellow) x 43, (Black) x 3, Orange, (Black) x 2, (Orange) x 3, Black, (Orange) x 4, Black, Orange, (Black) x 3, (Orange) x 16, Black, (Yellow) x 41
- ← Row 49 [RS]: (Yellow) x 41, Black, (Orange) x 15, (Black) x 2, (Orange) x 2, (Black) x 2, (Orange) x 8, Black, (Orange) x 5, Black, (Yellow) x 42
- Row 50 [WS]: (Yellow) x 42, Black, (Orange) x 14, Black, (Orange) x 3, Black, Orange, Black, (Orange) x 14, Black, (Yellow) x 41
- ← Row 51 [RS]: (Yellow) x 41, Black, (Orange) x 13, Black, (Orange) x 2, Black, (Orange) x 3, Black, (Orange) x 14, Black, (Yellow) x 42
- Row 52 [WS]: (Yellow) x 42, Black, (Orange) x 13, Black, (Orange) x 4, Black, (Orange) x 2, Black, (Orange) x 13, Black, (Yellow) x 41
- ← Row 53 [RS]: (Yellow) x 42, Black, (Orange) x 12, Black, (Orange) x 2, Black, (Orange) x 18, Black, (Yellow) x 8, Black, (Yellow) x 2, (Black) x 5, (Yellow) x 26
- Row 54 [WS]: (Yellow) x 25, (Black) x 2, (White) x 4, (Black) x 2, White, Black, (Yellow) x 7, Black, (Orange) x 17, Black, Orange, (Black) x 2, (Orange) x 13, Black, (Yellow) x 42
- ← Row 55 [RS]: (Yellow) x 43, Black, (Orange) x 12, Black, (Orange) x 3, (Black) x 3, (Orange) x 4, Black, (Orange) x 9, Black, (Yellow) x 6, Black, (White) x 2, Black, (White) x 7, Black, (Yellow) x 24



## FREE Christmas Garfield - Crochet Blanket Pattern - PrettyThingsByKatja

- Row 56 [WS]: (Yellow) x 24, Black, (White) x 10, Black, Yellow, Black, (Yellow) x 5, Black, (Orange) x 7, Black, Orange, Black, (Orange) x 9, Black, (Orange) x 12, Black, (Yellow) x 43
- ← Row 57 [RS]: (Yellow) x 44, Black, (Orange) x 11, Black, (Orange) x 7, (Black) x 2, (Orange) x 2, (Black) x 2, (Orange) x 5, Black, (Yellow) x 5, Black, White, (Black) x 2, (White) x 9, Black, White, Black, (Yellow) x 23
- Row 58 [WS]: (Yellow) x 23, Black, (White) x 14, Black, (Yellow) x 6, (Black) x 7, (Orange) x 4, Black, (Orange) x 5, Black, (Orange) x 11, Black, (Yellow) x 45
- ← Row 59 [RS]: (Yellow) x 46, Black, (Orange) x 11, (Black) x 5, (Orange) x 6, (Black) x 2, Orange, (Black) x 3, (Yellow) x 7, Black, (White) x 12, Black, (Yellow) x 24
- Row 60 [WS]: (Yellow) x 24, Black, (White) x 7, Black, White, (Black) x 3, (Yellow) x 7, (Black) x 3, (Orange) x 17, Black, Orange, Black, (Orange) x 5, Black, (Yellow) x 47
- ← Row 61 [RS]: (Yellow) x 22, (Black) x 5, (Yellow) x 17, (Black) x 3, Orange, Black, (Orange) x 2, (Black) x 4, (Orange) x 18, (Black) x 3, (Yellow) x 9, (Black) x 3, (White) x 6, Black, (Yellow) x 25
- Row 62 [WS]: (Yellow) x 26, (Black) x 2, (White) x 4, Black, (Red) x 2, Black, (Yellow) x 7, (Black) x 3, (Orange) x 3, (Black) x 9, (Orange) x 8, Black, (Orange) x 2, (Black) x 2, (Orange) x 5, (Black) x 2, (Yellow) x 14, Black, (Red) x 5, Black, (Yellow) x 21
- ← Row 63 [RS]: (Yellow) x 20, Black, (White) x 7, Black, (Yellow) x 11, (Black) x 2, (Orange) x 5, (Black) x 2, (Orange) x 12, Black, (Yellow) x 9, Black, (Orange) x 4, Black, (Yellow) x 6, Black, (Red) x 2, Black, Yellow, Black, (White) x 2, Black, (Yellow) x 28
- Row 64 [WS]: (Yellow) x 28, (Black) x 3, (Yellow) x 2, Black, (Red) x 2, Black, (Yellow) x 5, Black, (Orange) x 4, Black, (Yellow) x 11, Black, (Orange) x 12, (Black) x 2, (Orange) x 6, (Black) x 3, (Yellow) x 8, Black, (Red) x 7, Black, (Yellow) x 20
- ← Row 65 [RS]: (Yellow) x 20, Black, (White) x 7, Black, (Yellow) x 6, (Black) x 2, (Orange) x 8, (Black) x 2, (Orange) x 5, (Black) x 10, (Yellow) x 2, (Black) x 3, (Yellow) x 6, Black, (Orange) x 3, Black, (Yellow) x 4, Black, (Red) x 3, Black, (Yellow) x 33
- Row 66 [WS]: (Yellow) x 33, Black, (Red) x 4, Black, (Yellow) x 3, (Black) x 2, Orange, Black, (Yellow) x 4, (Black) x 3, (White) x 3, (Black) x 3, Red, (Black) x 3, (Yellow) x 5, (Black) x 2, (Orange) x 2, (Black) x 4, (Orange) x 9, (Black) x 2, (Yellow) x 4, Black, (Red) x 7, Black, (Yellow) x 20
- ← Row 67 [RS]: (Yellow) x 20, Black, (White) x 7, Black, (Yellow) x 2, (Black) x 2, (Orange) x 9, (Black) x 5, (Orange) x 2, Black, (Yellow) x 8, Black, (Red) x 2, Black, (White) x 8, Black, (Yellow) x 4, Orange, (Black) x 3, (Yellow) x 2, Black, (Red) x 4, Black, (Yellow) x 33
- Row 68 [WS]: (Yellow) x 33, Black, (Red) x 4, Black, (Yellow) x 2, (Black) x 4, (Yellow) x 3, Black, (White) x 10, (Black) x 7, (Yellow) x 5, Black, (Orange) x 3, (Black) x 2, Yellow, (Black) x 2, (Orange) x 9, (Black) x 4, (Red) x 5, Black, Yellow, (Black) x 4, (Yellow) x 16
- ← Row 69 [RS]: (Yellow) x 15, Black, (Orange) x 4, Black, Yellow, (Black) x 5, (Orange) x 12, Black, (Yellow) x 3, Black, (Orange) x 4, Black, (Yellow) x 4, Black, (White) x 6, (Black) x 3, (White) x 8, Black, (Yellow) x 3, Black, Orange, (Black) x 2, (Yellow) x 3, Black, (Red) x 3, Black, (Yellow) x 33



## FREE Christmas Garfield - Crochet Blanket Pattern - PrettyThingsByKatja

→ Row 70 [WS]: (Yellow) x 33, Black, (Red) x 2, Black, White, Black, (Yellow) x 2, (Black) x 2, Orange, Black, (Yellow) x 2, Black, (White) x 9, (Black) x 5, (White) x 5, Black, (Yellow) x 4, Black, (Orange) x 3, Black, (Yellow) x 4, (Black) x 2, (Orange) x 12, Black, (Orange) x 2, Black, (Orange) x 6, Black, (Yellow) x 14

← Row 71 [RS]: (Yellow) x 14, Black, (Orange) x 9, Black, Orange, Black, (Orange) x 8, (Black) x 2, (Yellow) x 6, (Black) x 2, (Orange) x 2, Black, (Yellow) x 3, Black, (White) x 6, (Black) x 3, (White) x 11, Black, (Yellow) x 3, Orange, (Black) x 2, Yellow, Black, (White) x 2, Black, (Red) x 2, Black, (Yellow) x 33

→ Row 72 [WS]: (Yellow) x 33, Black, (Red) x 2, Black, (White) x 3, (Black) x 2, Orange, Yellow, (Black) x 2, Yellow, Black, (White) x 11, Black, (White) x 8, Black, (Yellow) x 3, Black, Orange, (Black) x 3, (Yellow) x 8, (Black) x 2, (Orange) x 7, (Black) x 2, (Orange) x 5, (Black) x 4, (Yellow) x 15

← Row 73 [RS]: (Yellow) x 19, (Black) x 7, Orange, Black, (Orange) x 4, Black, (Yellow) x 10, (Black) x 2, (Orange) x 2, Black, (Yellow) x 2, Black, (White) x 10, Black, (White) x 10, Black, (Yellow) x 2, Black, Yellow, Black, (White) x 5, Black, (Red) x 3, Black, (Yellow) x 32

→ Row 74 [WS]: (Yellow) x 32, Black, (Red) x 3, Black, (White) x 6, (Black) x 2, (Yellow) x 2, Black, (White) x 10, Black, (White) x 10, Black, (Yellow) x 2, Black, (Orange) x 3, Black, (Yellow) x 10, Black, (Orange) x 4, Black, (Orange) x 2, (Black) x 2, (Orange) x 4, Black, (Yellow) x 18

← Row 75 [RS]: (Yellow) x 18, Black, (Orange) x 4, (Black) x 2, (Orange) x 2, Black, (Orange) x 4, Black, (Yellow) x 10, Black, (Orange) x 3, Black, (Yellow) x 2, Black, (White) x 10, Black, (White) x 10, (Black) x 3, (White) x 8, Black, (Red) x 3, Black, (Yellow) x 32

→ Row 76 [WS]: (Yellow) x 32, Black, (Red) x 3, Black, (White) x 10, (Black) x 2, (White) x 8, Black, (White) x 11, Black, (Yellow) x 2, Black, (Orange) x 3, Black, (Yellow) x 10, Black, (Orange) x 4, Black, (Orange) x 3, Black, (Orange) x 5, Black, (Yellow) x 17

← Row 77 [RS]: (Yellow) x 17, Black, (Orange) x 4, Black, (Orange) x 3, (Black) x 3, (Orange) x 3, Black, (Yellow) x 10, (Black) x 3, Orange, Black, (Yellow) x 3, Black, (White) x 10, Black, (White) x 6, (Black) x 2, (White) x 11, Black, (Red) x 5, Black, (Yellow) x 31

→ Row 78 [WS]: (Yellow) x 31, Black, (Red) x 6, Black, (White) x 12, (Black) x 2, (White) x 3, Black, (White) x 11, Black, (Yellow) x 2, (Black) x 5, (Yellow) x 11, Black, (Orange) x 2, Black, (Orange) x 3, (Black) x 6, Orange, Black, (Yellow) x 18

← Row 79 [RS]: (Yellow) x 19, Black, (Orange) x 4, (Black) x 2, (Orange) x 3, Black, Orange, Black, (Yellow) x 13, (Black) x 3, Orange, Black, (Yellow) x 2, Black, (White) x 10, (Black) x 4, (White) x 13, (Black) x 2, (Red) x 6, Black, (Yellow) x 31

→ Row 80 [WS]: (Yellow) x 31, Black, (Red) x 6, Black, Red, Black, (White) x 15, (Black) x 2, (White) x 9, Black, Yellow, Black, Yellow, Orange, (Black) x 4, (Yellow) x 12, Black, (Orange) x 5, (Black) x 2, (Orange) x 5, Black, (Yellow) x 18

← Row 81 [RS]: (Yellow) x 18, Black, (Orange) x 5, (Black) x 2, (Orange) x 5, Black, (Yellow) x 11, Black, (White) x 2, (Black) x 2, Orange, (Yellow) x 4, Black, (White) x 5, (Black) x 3, (White) x 15, Black, (Red) x 3, Black, (Red) x 6, Black, (Yellow) x 31



## FREE Christmas Garfield - Crochet Blanket Pattern - PrettyThingsByKatja

→ Row 82 [WS]: (Yellow) x 31, Black, (Red) x 6, Black, (Red) x 4, Black, (White) x 17, (Black) x 5, (Yellow) x 2, Black, (Yellow) x 2, (Black) x 2, (White) x 3, Black, (Yellow) x 11, Black, (Orange) x 5, Black, Yellow, Black, (Orange) x 4, Black, (Yellow) x 18

← Row 83 [RS]: (Yellow) x 18, Black, (Orange) x 3, Black, (Yellow) x 3, Black, (Orange) x 3, Black, (Yellow) x 12, Black, (White) x 3, (Black) x 8, (White) x 19, (Black) x 3, (Red) x 4, Black, (Red) x 6, Black, (Yellow) x 31

→ Row 84 [WS]: (Yellow) x 31, Black, (Red) x 5, Black, (Red) x 5, (Black) x 2, Orange, (Black) x 2, (White) x 28, Black, (Yellow) x 13, (Black) x 3, (Yellow) x 5, (Black) x 3, (Yellow) x 19

← Row 85 [RS]: (Yellow) x 44, Black, (White) x 24, (Black) x 3, Orange, (Black) x 4, (Red) x 11, Black, (Yellow) x 31

→ Row 86 [WS]: (Yellow) x 31, Black, (Red) x 11, (Black) x 4, (Orange) x 2, Black, Orange, (Black) x 2, (White) x 22, Black, (Yellow) x 44

← Row 87 [RS]: (Yellow) x 44, Black, (White) x 19, (Black) x 3, (Orange) x 2, (Black) x 8, (Red) x 11, Black, (Yellow) x 31

→ Row 88 [WS]: (Yellow) x 32, Black, (Red) x 11, (Black) x 5, (Orange) x 4, Black, (Orange) x 2, (Black) x 3, (White) x 15, Black, (Yellow) x 45

← Row 89 [RS]: (Yellow) x 46, Black, (White) x 8, (Black) x 7, Orange, Black, (Orange) x 2, (Black) x 9, (Red) x 4, (Black) x 2, (Red) x 4, (Black) x 2, (Yellow) x 33

→ Row 90 [WS]: (Yellow) x 35, (Black) x 2, (Red) x 4, Black, (Red) x 12, Black, (Orange) x 2, (Black) x 2, Orange, (Black) x 4, Red, (Black) x 8, (Yellow) x 47

← Row 91 [RS]: (Yellow) x 52, Black, (Red) x 3, (Black) x 6, (Orange) x 2, Black, (Red) x 11, (Black) x 7, (Yellow) x 37

→ Row 92 [WS]: (Yellow) x 44, Black, (Red) x 11, Black, Orange, (Black) x 6, (Red) x 2, Black, (Yellow) x 53

← Row 93 [RS]: (Yellow) x 54, Black, (Red) x 2, (Black) x 6, (Red) x 10, (Black) x 2, (Yellow) x 45

→ Row 94 [WS]: (Yellow) x 47, Black, (Red) x 10, (Black) x 4, Red, (Black) x 2, (Yellow) x 55

← Row 95 [RS]: (Yellow) x 57, Black, (Red) x 13, Black, Yellow, (Black) x 5, (Yellow) x 42

→ Row 96 [WS]: (Yellow) x 41, (Black) x 11, (Red) x 7, (Black) x 3, (Yellow) x 58

← Row 97 [RS]: (Yellow) x 61, (Black) x 7, Yellow, Black, (Yellow) x 7, (Black) x 2, (Yellow) x 41

→ Row 98 [WS]: (Yellow) x 41, (Black) x 2, (Yellow) x 7, (Black) x 2, (Yellow) x 68

← Row 99 [RS]: (Yellow) x 68, (Black) x 2, (Yellow) x 2, (Black) x 2, (Yellow) x 3, Black, (Yellow) x 42

→ Row 100 [WS]: (Yellow) x 43, (Black) x 5, Yellow, (Black) x 3, (Yellow) x 68

← Row 101 [RS]: (Yellow) x 56, Black, (Yellow) x 12, (Black) x 3, (Yellow) x 25, (Black) x 2, (Yellow) x 17, (Black) x 2, (Yellow) x 2

→ Row 102 [WS]: (Yellow) x 2, (Black) x 3, (Yellow) x 15, (Black) x 3, (Yellow) x 25, (Black) x 2, (Yellow) x 12, (Black) x 2, (Yellow) x 56



## FREE Christmas Garfield - Crochet Blanket Pattern - PrettyThingsByKatja

← Row 103 [RS]: (Yellow) x 3, (Black) x 3, (Yellow) x 2, (Black) x 2, Yellow, (Black) x 3, (Yellow) x 2, (Black) x 2, Yellow, (Black) x 2, Yellow, (Black) x 2, (Yellow) x 3, (Black) x 3, (Yellow) x 3, (Black) x 3, (Yellow) x 3, (Black) x 2, (Yellow) x 3, (Black) x 2, (Yellow) x 3, (Black) x 2, (Yellow) x 2, (Black) x 2, (Yellow) x 2, (Black) x 2, (Yellow) x 7, (Black) x 2, Yellow, (Black) x 2, (Yellow) x 4, (Black) x 2, (Yellow) x 5, (Black) x 2, (Yellow) x 4, (Black) x 3, (Yellow) x 3, (Black) x 3, (Yellow) x 11, (Black) x 3, (Yellow) x 4

→ Row 104 [WS]: (Yellow) x 6, (Black) x 13, (Yellow) x 4, (Black) x 5, (Yellow) x 2, (Black) x 3, (Yellow) x 4, (Black) x 3, (Yellow) x 3, (Black) x 6, (Yellow) x 5, (Black) x 3, (Yellow) x 3, (Black) x 3, (Yellow) x 2, (Black) x 2, (Yellow) x 2, (Black) x 2, (Yellow) x 2, (Black) x 3, (Yellow) x 3, (Black) x 2, (Yellow) x 2, (Black) x 2, Yellow, (Black) x 2, (Yellow) x 2, (Black) x 2, (Yellow) x 4, (Black) x 2, Yellow, (Black) x 2, Yellow, (Black) x 2, Yellow, (Black) x 3, Yellow, (Black) x 3, Yellow, (Black) x 2, Yellow, (Black) x 2, (Yellow) x 2

← Row 105 [RS]: (Yellow) x 2, (Black) x 2, (Yellow) x 5, (Black) x 2, (Yellow) x 2, (Black) x 2, Yellow, (Black) x 2, Yellow, (Black) x 2, Yellow, (Black) x 2, (Yellow) x 4, (Black) x 2, (Yellow) x 2, (Black) x 2, (Yellow) x 5, (Black) x 2, (Yellow) x 4, (Black) x 2, (Yellow) x 2, (Black) x 2, (Yellow) x 2, (Black) x 2, (Yellow) x 2, (Black) x 2, (Yellow) x 2, (Black) x 2, (Yellow) x 5, (Black) x 3, (Yellow) x 4, (Black) x 2, (Yellow) x 2, (Black) x 2, (Yellow) x 4, (Black) x 2, (Yellow) x 5, (Black) x 2, Yellow, Black, (Yellow) x 3, (Black) x 2, (Yellow) x 4, Black, (Yellow) x 3, (Black) x 5, (Yellow) x 3, Black, (Yellow) x 6

→ Row 106 [WS]: (Yellow) x 5, Black, (Yellow) x 5, (Black) x 3, (Yellow) x 5, Black, (Yellow) x 3, (Black) x 3, (Yellow) x 4, (Black) x 2, (Yellow) x 5, (Black) x 2, (Yellow) x 4, (Black) x 2, (Yellow) x 2, (Black) x 2, (Yellow) x 4, (Black) x 3, (Yellow) x 6, Black, (Yellow) x 2, (Black) x 2, (Yellow) x 2, (Black) x 2, (Yellow) x 2, (Black) x 2, (Yellow) x 4, (Black) x 2, (Yellow) x 4, (Black) x 3, (Yellow) x 2, (Black) x 2, (Yellow) x 4, (Black) x 2, Yellow, (Black) x 2, Yellow, (Black) x 2, Yellow, (Black) x 2, (Yellow) x 2, (Black) x 2, (Yellow) x 4, (Black) x 3, (Yellow) x 2

← Row 107 [RS]: (Yellow) x 3, (Black) x 3, (Yellow) x 3, (Black) x 2, (Yellow) x 2, (Black) x 2, Yellow, (Black) x 2, Yellow, (Black) x 2, Yellow, (Black) x 2, (Yellow) x 4, (Black) x 2, (Yellow) x 3, (Black) x 3, (Yellow) x 3, (Black) x 2, (Yellow) x 4, (Black) x 2, (Yellow) x 2, (Black) x 2, (Yellow) x 2, (Black) x 2, (Yellow) x 9, (Black) x 3, (Yellow) x 4, (Black) x 2, (Yellow) x 2, (Black) x 2, (Yellow) x 4, (Black) x 2, (Yellow) x 5, (Black) x 2, (Yellow) x 3, Black, Yellow, (Black) x 2, (Yellow) x 3, Black, (Yellow) x 5, (Black) x 3, (Yellow) x 5, Black, (Yellow) x 5

→ Row 108 [WS]: (Yellow) x 4, (Black) x 2, (Yellow) x 5, (Black) x 3, (Yellow) x 5, (Black) x 2, (Yellow) x 2, (Black) x 2, (Yellow) x 2, Black, (Yellow) x 2, (Black) x 2, (Yellow) x 5, (Black) x 2, (Yellow) x 4, (Black) x 2, (Yellow) x 2, (Black) x 2, (Yellow) x 3, (Black) x 3, (Yellow) x 10, (Black) x 2, (Yellow) x 2, (Black) x 2, (Yellow) x 2, (Black) x 2, (Yellow) x 4, (Black) x 2, (Yellow) x 2, (Black) x 2, (Yellow) x 5, (Black) x 2, (Yellow) x 4, (Black) x 2, Yellow, (Black) x 2, Yellow, (Black) x 2, Yellow, (Black) x 2, (Yellow) x 2, (Black) x 2, (Yellow) x 2, (Black) x 2, (Yellow) x 2, (Black) x 2, (Yellow) x 5

← Row 109 [RS]: (Yellow) x 3, Black, (Yellow) x 2, Black, (Yellow) x 2, (Black) x 3, Yellow, (Black) x 2, Yellow, (Black) x 2, Yellow, (Black) x 2, Yellow, (Black) x 2, (Yellow) x 4, (Black) x 2, (Yellow) x 3, Black, (Yellow) x 2, Black, (Yellow) x 2, (Black) x 2, Yellow, (Black) x 2, Yellow, (Black) x 2, (Yellow) x 2, (Black) x 2, (Yellow) x 2, (Black) x 2, (Yellow) x 2, (Black) x 2, (Yellow) x 10, (Black) x 3, (Yellow) x 3, (Black) x 2, (Yellow) x 2, (Black) x 2, Yellow, (Black) x 2, Yellow, (Black) x 2, (Yellow) x 2, (Black) x 2, Yellow, (Black) x 2, (Yellow) x 2, Black, (Yellow) x 2, (Black) x 2, (Yellow) x 2, Black, (Yellow) x 7, Black, (Yellow) x 7, Black, (Yellow) x 4

→ Row 110 [WS]: (Yellow) x 4, Black, (Yellow) x 7, Black, (Yellow) x 7, Black, (Yellow) x 2, (Black) x 5, Yellow, (Black) x 6, Yellow, (Black) x 6, Yellow, (Black) x 2, (Yellow) x 2, (Black) x 2, (Yellow) x 3, (Black) x 3, (Yellow)



## FREE Christmas Garfield - Crochet Blanket Pattern - PrettyThingsByKatja

x 10, (Black) x 6, Yellow, (Black) x 6, Yellow, (Black) x 2, (Yellow) x 2, (Black) x 5, (Yellow) x 2, (Black) x 2, (Yellow) x 3, (Black) x 9, (Yellow) x 2, (Black) x 5, (Yellow) x 2, (Black) x 5, (Yellow) x 2

← Row 111 [RS]: (Yellow) x 3, (Black) x 3, (Yellow) x 3, Black, Yellow, (Black) x 2, (Yellow) x 4, (Black) x 2, Yellow, (Black) x 2, (Yellow) x 2, Black, Yellow, (Black) x 6, Yellow, (Black) x 3, (Yellow) x 3, (Black) x 2, (Yellow) x 2, Black, (Yellow) x 2, (Black) x 2, (Yellow) x 2, (Black) x 2, Yellow, (Black) x 2, (Yellow) x 2, (Black) x 2, (Yellow) x 6, (Black) x 3, (Yellow) x 3, (Black) x 2, (Yellow) x 2, (Black) x 2, (Yellow) x 2, Black, (Yellow) x 2, (Black) x 2, (Yellow) x 2, Black, (Yellow) x 2, (Black) x 2, (Yellow) x 2, (Black) x 3, (Yellow) x 3, Black, (Yellow) x 7, Black, (Yellow) x 7, Black, (Yellow) x 4

→ Row 112 [WS]: (Yellow) x 3, (Black) x 2, (Yellow) x 7, Black, (Yellow) x 7, (Black) x 2, (Yellow) x 30, (Black) x 3, (Yellow) x 6, (Black) x 2, (Yellow) x 2, (Black) x 2, (Yellow) x 23, (Black) x 2, (Yellow) x 28

← Row 113 [RS]: (Yellow) x 28, (Black) x 2, (Yellow) x 9, (Black) x 2, (Yellow) x 12, (Black) x 2, (Yellow) x 2, (Black) x 2, (Yellow) x 6, (Black) x 3, (Yellow) x 30, (Black) x 2, (Yellow) x 7, Black, (Yellow) x 7, (Black) x 2, (Yellow) x 3

→ Row 114 [WS]: (Yellow) x 3, (Black) x 2, (Yellow) x 6, (Black) x 3, (Yellow) x 6, (Black) x 2, (Yellow) x 31, (Black) x 2, (Yellow) x 6, (Black) x 2, (Yellow) x 2, (Black) x 2, (Yellow) x 12, (Black) x 2, (Yellow) x 9, (Black) x 2, (Yellow) x 28

← Row 115 [RS]: (Yellow) x 53, (Black) x 2, (Yellow) x 2, (Black) x 2, (Yellow) x 5, (Black) x 3, (Yellow) x 31, (Black) x 2, (Yellow) x 6, (Black) x 3, (Yellow) x 6, (Black) x 2, (Yellow) x 3

→ Row 116 [WS]: (Yellow) x 3, (Black) x 2, (Yellow) x 6, (Black) x 3, (Yellow) x 6, (Black) x 2, (Yellow) x 31, (Black) x 3, (Yellow) x 5, (Black) x 2, (Yellow) x 2, (Black) x 2, (Yellow) x 53

← Row 117 [RS]: (Yellow) x 53, (Black) x 2, Yellow, (Black) x 4, (Yellow) x 3, (Black) x 3, (Yellow) x 33, (Black) x 2, (Yellow) x 4, (Black) x 5, (Yellow) x 4, (Black) x 2, (Yellow) x 4

→ Row 118 [WS]: (Yellow) x 4, (Black) x 8, Yellow, (Black) x 8, (Yellow) x 35, (Black) x 5, Yellow, (Black) x 2, Yellow, (Black) x 2, (Yellow) x 53

← Row 119 [RS]: (Yellow) x 56, (Black) x 2, (Yellow) x 42, (Black) x 6, (Yellow) x 3, (Black) x 6, (Yellow) x 5

→ Row 120 [WS]: (Yellow) x 6, (Black) x 4, (Yellow) x 5, (Black) x 4, (Yellow) x 43, (Black) x 2, (Yellow) x 56

← Row 121 [RS]: (Yellow) x 120

→ Row 122 [WS]: (Yellow) x 120

← Row 123 [RS]: (Yellow) x 120



## FREE Christmas Garfield - Crochet Blanket Pattern - PrettyThingsByKatja

### **The Graph:**

I have divided it into multiple pages so that each square is visible. For me, it is easier to do the tapestry crochet with written instructions, but if you like it better, you can do it by counting the squares on the graph. I prefer to look at the charts, just to see where I am and how much I still need to do.

But be careful with assembling the graphs together.

### **Assembling the Graph:**

The graph for this pattern is broken up into multiple pages. You will need to cut out the graph and tape it together to form the full design, making sure to align the rows and columns. Leave the row and column numbers visible on the outer edges of the graph.

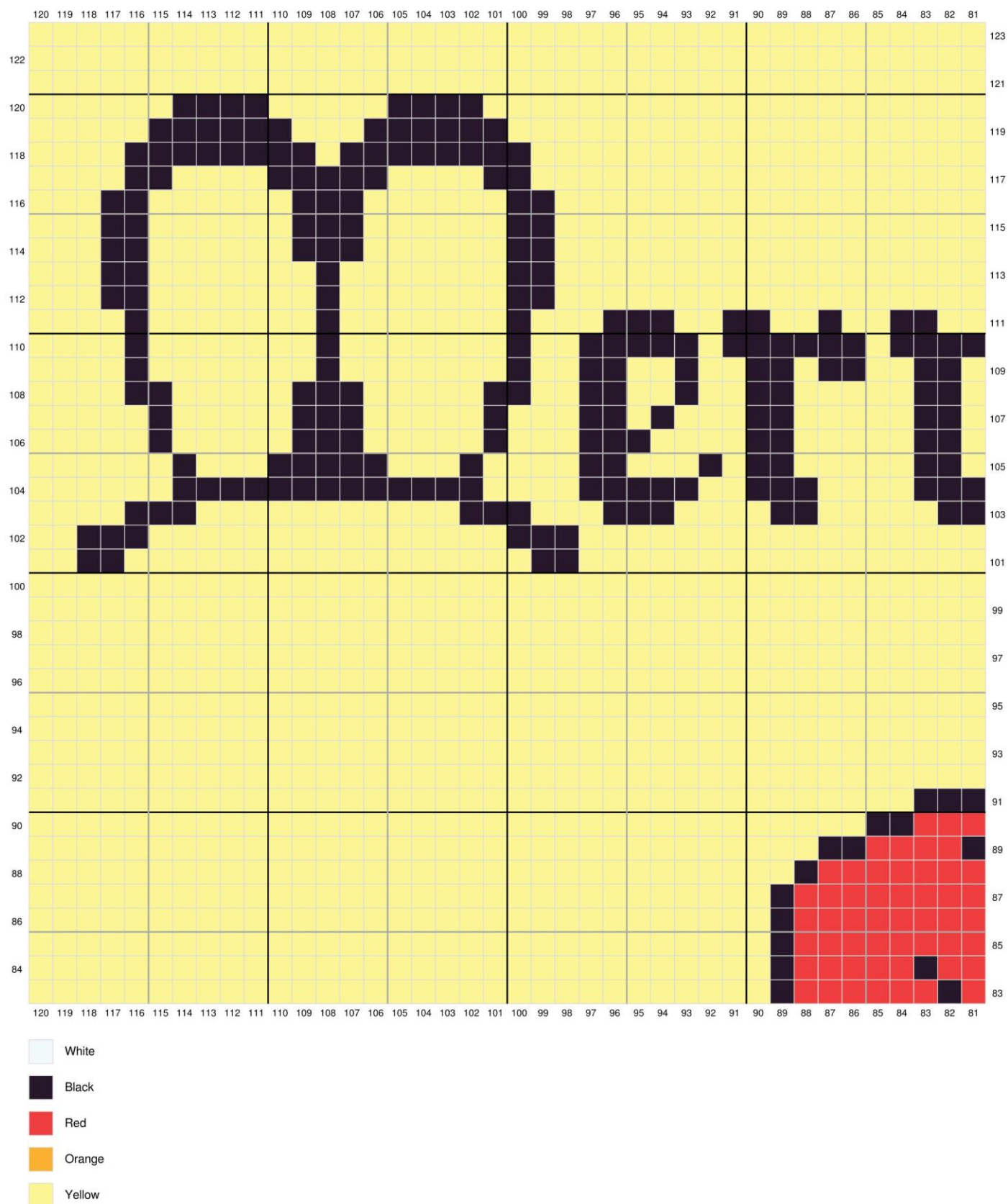


# FREE Christmas Garfield - Crochet Blanket Pattern - PrettyThingsByKatja





## FREE Christmas Garfield - Crochet Blanket Pattern - PrettyThingsByKatja



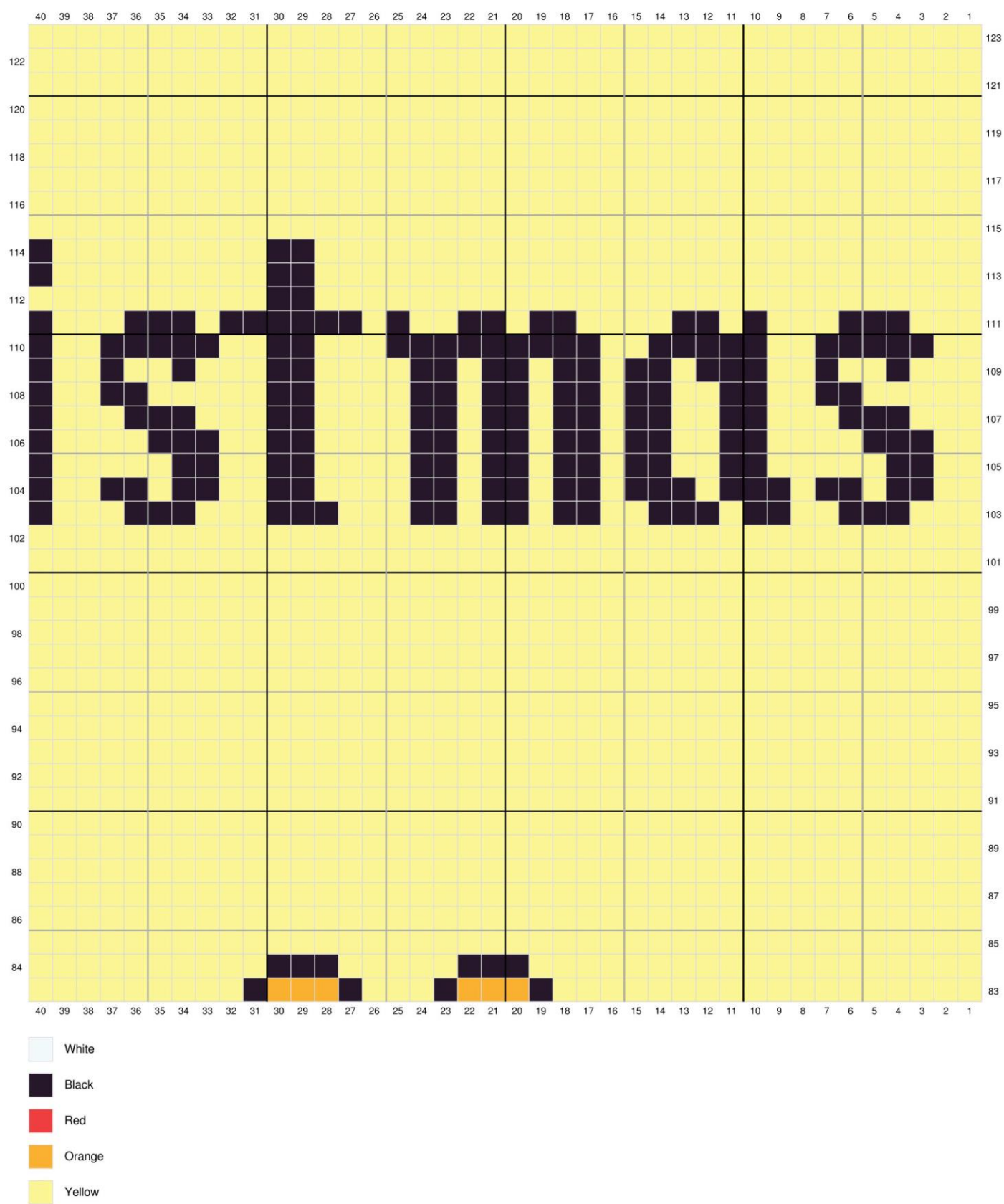


## FREE Christmas Garfield - Crochet Blanket Pattern - PrettyThingsByKatja



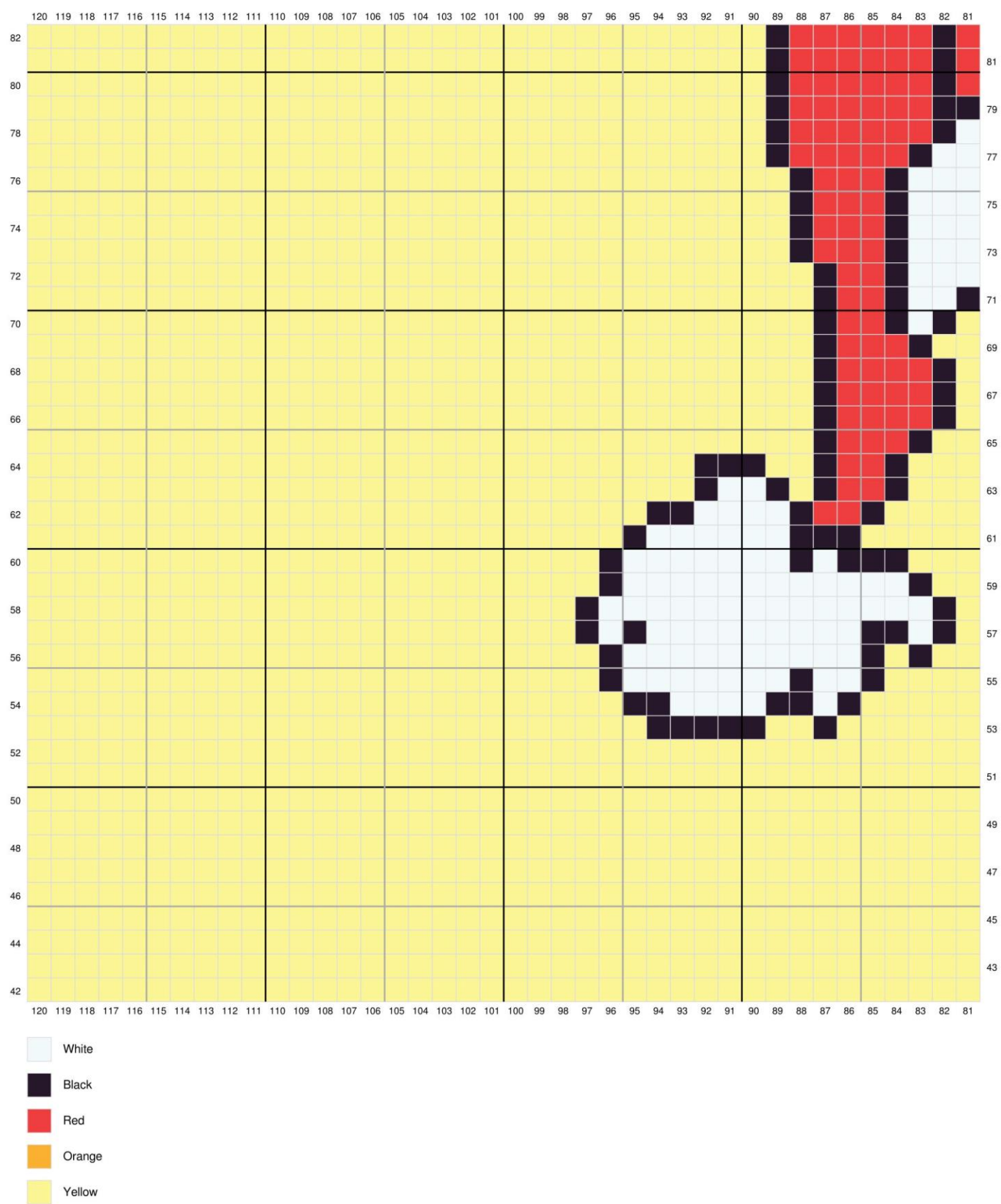


## FREE Christmas Garfield - Crochet Blanket Pattern - PrettyThingsByKatja



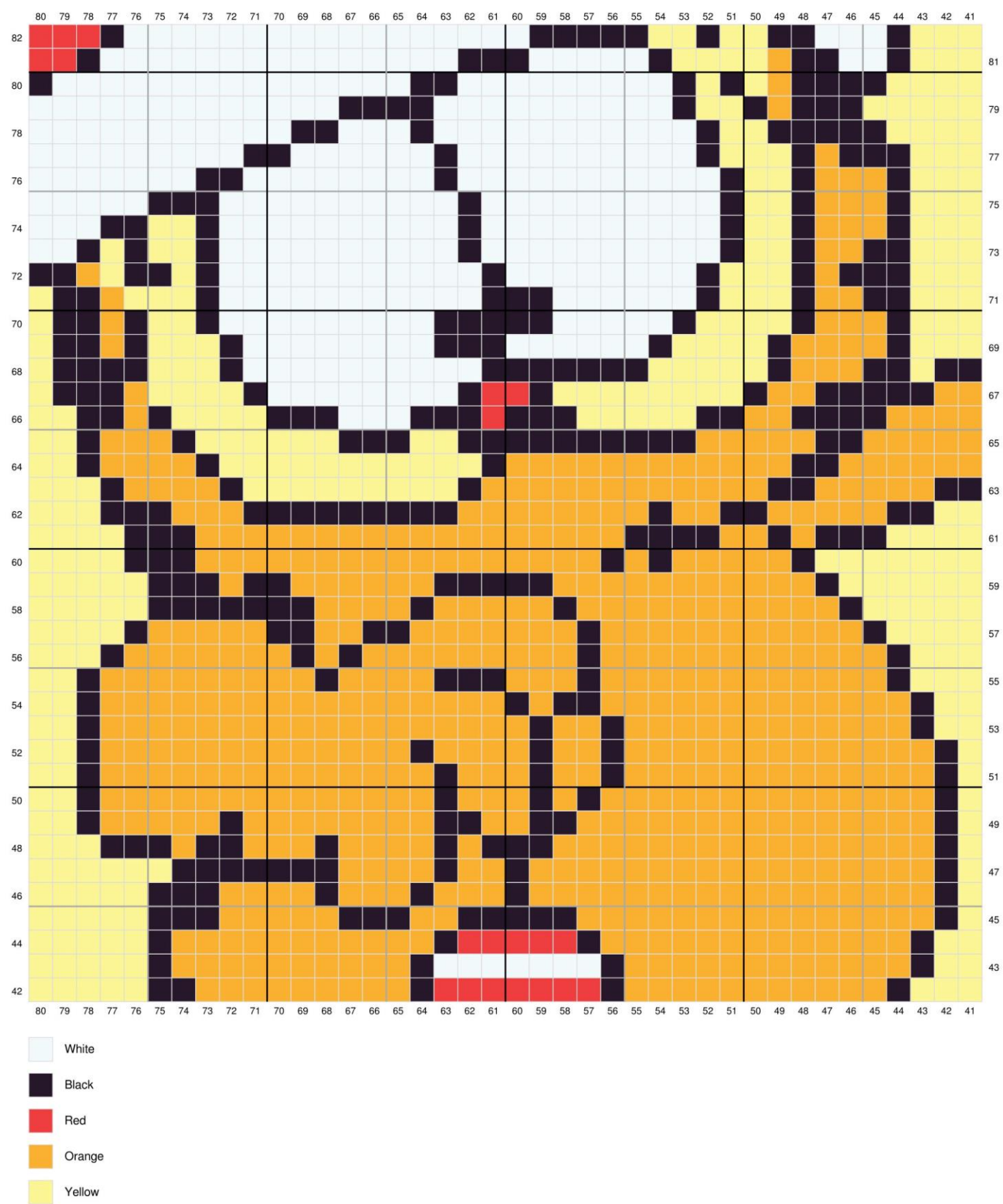


## FREE Christmas Garfield - Crochet Blanket Pattern - PrettyThingsByKatja






## FREE Christmas Garfield - Crochet Blanket Pattern - PrettyThingsByKatja



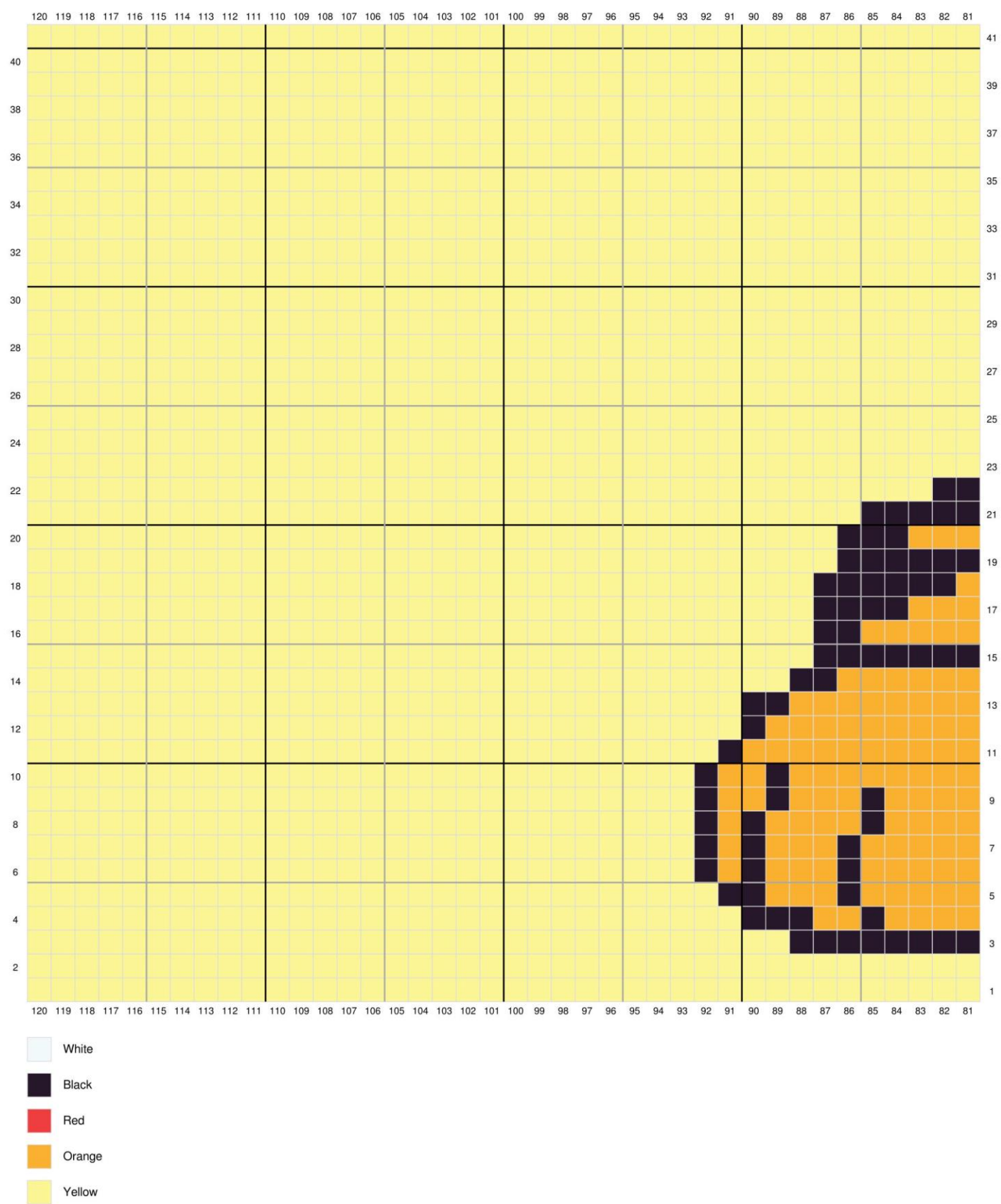


## FREE Christmas Garfield - Crochet Blanket Pattern - PrettyThingsByKatja






## FREE Christmas Garfield - Crochet Blanket Pattern - PrettyThingsByKatja






# FREE Christmas Garfield - Crochet Blanket Pattern - PrettyThingsByKatja





## FREE Christmas Garfield - Crochet Blanket Pattern - PrettyThingsByKatja





## Congratulations, the hardest part is over!

Now all you have to do is make a border. It is not necessary, but it gives a pretty finished look. In the picture below you see it without the border.

I have made a Crab stitch around it. It is also called The reverse single crochet.

I always like to start and finish my patterns with one or two rows of the SC in the MC. When you complete the design, it is safe to cut the CC yarn. It will not get loose.

With the MC, you crochet one round of SC all the way around. At the sides, you put one SC in each row, and at the corners, you crochet three SC in the same stitch.

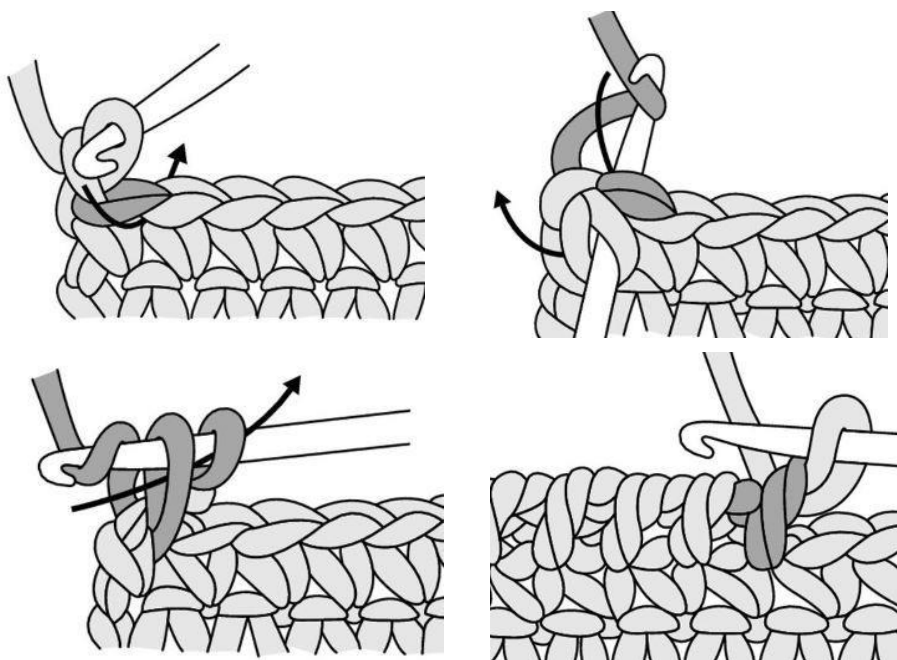
When you come all the way around you SL ST into the first SC, and FO. But only if you want to make the Crab stitch with different color.

The actual mechanics of a reverse single crochet stitch are the same as for a regular single crochet — except in reverse.

Instead of working from right to left, you work from Left to right. It creates a somewhat twisted, rounded edge that's good for making a simple finished edge for your work.

### **Be sure to have the right side of your work facing you.**

- Insert the hook, from front to back, in the next stitch to the right. Yarn over (yo) and draw the yarn through the stitch. (This step is similar to how you work a regular single crochet — only backward.)
- Yarn over and pull the yarn through the two loops on the hook.



One reverse single crochet is complete.



## FREE Christmas Garfield - Crochet Blanket Pattern - PrettyThingsByKatja

Repeat the preceding steps in each stitch across the row.

To complete your crab stitch border, stop when you've reached the stitch you started in. Instead of adding a crab stitch in that starting stitch, slip stitch into the same stitch you started in.

Cut your yarn and pull through. When you weave in your ends, you'll want to weave the tail through the stitches to the right.

### The Pillow

From this pattern you can also make a pillow.

You need to crochet the back side. You can do it in Yellow. If you want the sides to be exactly the same, you need to pull the yarn on this side too, so that the stitches will be the same height. I decided and made HDC instead. Check if the stitches are approximately the same height as the ones in the front.

Chain 121, turn and HDC in the secon chain from the hook. Make SC all the way till the end (120 SC).

Chain 1 and turn, you do this for 123 rows.

This is the back side.

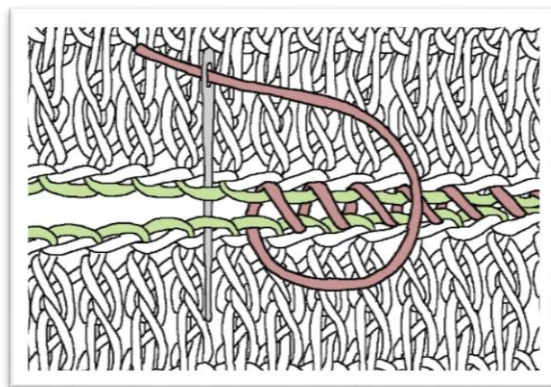
### Assembling the Pillow Cover

Lay the two panels one on top of the other, right side are facing together.

SL ST three of the sides together (Left, Top, and Right sides), leaving the bottom open. FO, weave in all ends to the wrong side.

Turn the pillow cover right side out and insert the stuffing.

Use your yarn needle and a long piece of yarn, and whip stitch the bottom of the pillow cover together.



Weave in all ends to the inside of the pillow.



FREE Christmas Garfield - Crochet Blanket Pattern - PrettyThingsByKatja

**Congratulations you made it!**

Thank you very much for using my pattern. I hope you enjoyed crocheting it as much as I enjoyed making it.

If you like my pattern, please, follow my blog – [bestofcrochetpatterns.com](http://bestofcrochetpatterns.com), I will share free patterns and tips there. Follow me on Instagram and Facebook too, so you don't miss any of my posts.

You can also share your creation with me on Facebook and Instagram (Tag me into the photo @Pretty\_things\_by\_katja). I would love to see it.

Have a beautiful day.

Katja