

PrettyThingsByKatja

HIS SALLY FREE C2C CROCHET PATTERN




bestofcrochetpatterns.com



His Sally - FREE C2C Crochet Blanket Pattern - PrettyThingsByKatja

His Sally – FREE C2C Crochet Blanket Pattern



Thank you for choosing my pattern! I ask that you kindly do not copy, share, alter, or sell my pattern.

This pattern is for your personal use only.

You are more than welcome to sell items made from PrettyThingsByKatja; credit to the designer is greatly appreciated.

• www.etsy.com/shop/PrettyThingsByKatja •

Tag your finished projects on Instagram or Facebook.

If you have any questions about this pattern, I am glad to help.

Katja@bestofcrochetpatterns.com

You can also contact me on Instagram, Facebook or Etsy.

You can follow me on:



www.facebook.com/PrettyThingsByKatja/



https://www.instagram.com/pretty_things_by_katja/



<https://bestofcrochetpatterns.com/>

(I share free patterns and crochet tips there)



<https://www.pinterest.com/KatjaCrochetPatterns/>



His Sally - FREE C2C Crochet Blanket Pattern - PrettyThingsByKatja

Supplies:

- 3.00mm Crochet Hook
- #3 DK/Light Worsted Yarn in four colors – You can use different types of yarn, just adjust the size of the hook.
- Yarn Needle
- Scissors and Tape (for Graph Assembly)

Abbreviations:

- CH ~ Chain
- SC ~ Single Crochet
- SL ST ~ Slip Stitch
- RS ~ Right Side
- WS ~ Wrong Side
- MC ~ Main Color
- CC ~ Contrast Color
- ST(S) ~ Stitch(es)
- FO ~ Finish Off

You can calculate the approximate yardage needed from the number of squares:

- White ~ 891
- Black ~ 1011
- Blue ~ 5709
- Red ~ 39



Written instructions:

- ← Row 1 [RS]: (Blue) x 1
- Row 2 [WS]: (Blue) x 2
- ← Row 3 [RS]: (Blue) x 3
- Row 4 [WS]: (Blue) x 4
- ← Row 5 [RS]: (Blue) x 5
- Row 6 [WS]: (Blue) x 6
- ← Row 7 [RS]: (Blue) x 7
- Row 8 [WS]: (Blue) x 8
- ← Row 9 [RS]: (Blue) x 9
- Row 10 [WS]: (Blue) x 10
- ← Row 11 [RS]: (Blue) x 11
- Row 12 [WS]: (Blue) x 12
- ← Row 13 [RS]: (Blue) x 13
- Row 14 [WS]: (Blue) x 14
- ← Row 15 [RS]: (Blue) x 15
- Row 16 [WS]: (Blue) x 16
- ← Row 17 [RS]: (Blue) x 17
- Row 18 [WS]: (Blue) x 18
- ← Row 19 [RS]: (Blue) x 15, (Black) x 1, (Blue) x 3
- Row 20 [WS]: (Blue) x 3, (Black) x 2, (Blue) x 15
- ← Row 21 [RS]: (Blue) x 15, (Black) x 2, (Blue) x 4
- Row 22 [WS]: (Blue) x 5, (Black) x 2, (Blue) x 15
- ← Row 23 [RS]: (Blue) x 15, (Black) x 2, (Blue) x 6
- Row 24 [WS]: (Blue) x 7, (Black) x 2, (Blue) x 15
- ← Row 25 [RS]: (Blue) x 15, (Black) x 2, (Blue) x 4, (Black) x 1, (Blue) x 3
- Row 26 [WS]: (Blue) x 3, (Black) x 2, (Blue) x 4, (Black) x 4, (Blue) x 13
- ← Row 27 [RS]: (Blue) x 13, (Black) x 4, (Blue) x 5, (Black) x 2, (Blue) x 3
- Row 28 [WS]: (Blue) x 3, (Black) x 2, (Blue) x 6, (Black) x 5, (Blue) x 12



His Sally - FREE C2C Crochet Blanket Pattern - PrettyThingsByKatja

- ← Row 29 [RS]: (Blue) x 12, (Black) x 3, (Blue) x 1, (Black) x 2, (Blue) x 6, (Black) x 2, (Blue) x 3
- Row 30 [WS]: (Blue) x 4, (Black) x 2, (Blue) x 6, (Black) x 1, (Blue) x 2, (Black) x 3, (Blue) x 12
- ← Row 31 [RS]: (Blue) x 12, (Black) x 2, (Blue) x 3, (Black) x 2, (Blue) x 5, (Black) x 2, (Blue) x 5
- Row 32 [WS]: (Blue) x 3, (Black) x 1, (Blue) x 2, (Black) x 2, (Blue) x 5, (Black) x 2, (Blue) x 3, (Black) x 1, (Blue) x 13
- ← Row 33 [RS]: (Blue) x 17, (Black) x 2, (Blue) x 5, (Black) x 2, (Blue) x 2, (Black) x 2, (Blue) x 3
- Row 34 [WS]: (Blue) x 3, (Black) x 2, (Blue) x 3, (Black) x 2, (Blue) x 5, (Black) x 1, (Blue) x 18
- ← Row 35 [RS]: (Blue) x 18, (Black) x 2, (Blue) x 4, (Black) x 2, (Blue) x 4, (Black) x 2, (Blue) x 3
- Row 36 [WS]: (Blue) x 3, (Black) x 2, (Blue) x 5, (Black) x 2, (Blue) x 4, (Black) x 2, (Blue) x 18
- ← Row 37 [RS]: (Blue) x 18, (Black) x 2, (Blue) x 4, (Black) x 2, (Blue) x 5, (Black) x 2, (Blue) x 4
- Row 38 [WS]: (Blue) x 5, (Black) x 2, (Blue) x 5, (Black) x 2, (Blue) x 4, (Black) x 1, (Blue) x 19
- ← Row 39 [RS]: (Blue) x 24, (Black) x 2, (Blue) x 5, (Black) x 2, (Blue) x 2, (Black) x 1, (Blue) x 3
- Row 40 [WS]: (Blue) x 3, (Black) x 2, (Blue) x 2, (Black) x 2, (Blue) x 5, (Black) x 2, (Blue) x 24
- ← Row 41 [RS]: (Blue) x 24, (Black) x 2, (Blue) x 5, (Black) x 2, (Blue) x 2, (Black) x 2, (Blue) x 4
- Row 42 [WS]: (Blue) x 5, (Black) x 2, (Blue) x 2, (Black) x 2, (Blue) x 5, (Black) x 2, (Blue) x 24
- ← Row 43 [RS]: (Blue) x 24, (Black) x 2, (Blue) x 5, (Black) x 2, (Blue) x 2, (Black) x 2, (Blue) x 6
- Row 44 [WS]: (Blue) x 3, (Black) x 1, (Blue) x 3, (Black) x 1, (Blue) x 3, (Black) x 2, (Blue) x 5, (Black) x 1, (Blue) x 25
- ← Row 45 [RS]: (Blue) x 31, (Black) x 2, (Blue) x 3, (Black) x 2, (Blue) x 2, (Black) x 2, (Blue) x 3
- Row 46 [WS]: (Blue) x 4, (Black) x 2, (Blue) x 1, (Black) x 3, (Blue) x 3, (Black) x 2, (Blue) x 31
- ← Row 47 [RS]: (Blue) x 31, (Black) x 2, (Blue) x 3, (Black) x 6, (Blue) x 5
- Row 48 [WS]: (Blue) x 6, (Black) x 3, (Blue) x 1, (Black) x 2, (Blue) x 3, (Black) x 2, (Blue) x 31
- ← Row 49 [RS]: (Blue) x 31, (Black) x 2, (Blue) x 3, (Black) x 2, (Blue) x 1, (Black) x 3, (Blue) x 2, (Black) x 2, (Blue) x 3
- Row 50 [WS]: (Blue) x 3, (Black) x 3, (Blue) x 3, (Black) x 2, (Blue) x 1, (Black) x 2, (Blue) x 3, (Black) x 2, (Blue) x 31
- ← Row 51 [RS]: (Blue) x 32, (Black) x 1, (Blue) x 4, (Black) x 1, (Blue) x 1, (Black) x 2, (Blue) x 3, (Black) x 4, (Blue) x 3
- Row 52 [WS]: (Blue) x 4, (Black) x 1, (Blue) x 1, (Black) x 2, (Blue) x 3, (Black) x 4, (Blue) x 37
- ← Row 53 [RS]: (Blue) x 37, (Black) x 4, (Blue) x 3, (Black) x 2, (Blue) x 1, (Black) x 2, (Blue) x 4
- Row 54 [WS]: (Blue) x 5, (Black) x 2, (Blue) x 1, (Black) x 1, (Blue) x 4, (Black) x 4, (Blue) x 37



His Sally - FREE C2C Crochet Blanket Pattern - PrettyThingsByKatja

← Row 55 [RS]: (Blue) x 37, (Black) x 3, (Blue) x 5, (Black) x 1, (Blue) x 1, (Black) x 2, (Blue) x 6

→ Row 56 [WS]: (Blue) x 7, (Black) x 4, (Blue) x 5, (Black) x 3, (Blue) x 37

← Row 57 [RS]: (Blue) x 20, (Black) x 1, (Blue) x 17, (Black) x 2, (Blue) x 6, (Black) x 1, (Blue) x 1, (Black) x 1, (Blue) x 8

→ Row 58 [WS]: (Blue) x 11, (Black) x 1, (Blue) x 6, (Black) x 1, (Blue) x 15, (Black) x 1, (Blue) x 1, (Black) x 4, (Blue) x 18

← Row 59 [RS]: (Blue) x 18, (Black) x 8, (Blue) x 20, (Black) x 2, (Blue) x 11

→ Row 60 [WS]: (Blue) x 3, (Black) x 2, (Blue) x 7, (Black) x 2, (Blue) x 19, (Black) x 4, (Blue) x 1, (Black) x 1, (Blue) x 21

← Row 61 [RS]: (Blue) x 11, (Black) x 7, (Blue) x 6, (Black) x 4, (Blue) x 16, (Black) x 1, (Blue) x 2, (Black) x 1, (Blue) x 7, (Black) x 3, (Blue) x 3

→ Row 62 [WS]: (Blue) x 3, (Black) x 4, (Blue) x 6, (Black) x 2, (Blue) x 1, (Black) x 2, (Blue) x 14, (Black) x 4, (Blue) x 6, (Black) x 10, (Blue) x 10

← Row 63 [RS]: (Blue) x 10, (Black) x 4, (White) x 4, (Black) x 3, (Blue) x 7, (Black) x 3, (Blue) x 13, (Black) x 2, (Blue) x 1, (Black) x 2, (Blue) x 6, (Black) x 2, (Blue) x 1, (Black) x 1, (Blue) x 4

→ Row 64 [WS]: (Blue) x 4, (Black) x 2, (Blue) x 1, (Black) x 2, (Blue) x 6, (Black) x 2, (Blue) x 1, (Black) x 2, (Blue) x 12, (Black) x 3, (Blue) x 7, (Black) x 2, (White) x 8, (Black) x 2, (Blue) x 10

← Row 65 [RS]: (Blue) x 10, (Black) x 2, (White) x 9, (Black) x 2, (Blue) x 8, (Black) x 2, (Blue) x 12, (Black) x 4, (Blue) x 7, (Black) x 1, (Blue) x 1, (Black) x 2, (Blue) x 5

→ Row 66 [WS]: (Blue) x 3, (Black) x 1, (Blue) x 2, (Black) x 2, (Blue) x 1, (Black) x 1, (Blue) x 7, (Black) x 4, (Blue) x 11, (Black) x 1, (Blue) x 9, (Black) x 2, (White) x 10, (Black) x 2, (Blue) x 10

← Row 67 [RS]: (Blue) x 10, (Black) x 2, (White) x 11, (Black) x 2, (Blue) x 9, (Black) x 1, (Blue) x 11, (Black) x 3, (Blue) x 7, (Black) x 4, (Blue) x 2, (Black) x 2, (Blue) x 3

→ Row 68 [WS]: (Blue) x 4, (Black) x 2, (Blue) x 2, (Black) x 1, (Blue) x 1, (Black) x 1, (Blue) x 21, (Black) x 1, (Blue) x 9, (Black) x 2, (White) x 12, (Black) x 2, (Blue) x 10

← Row 69 [RS]: (Blue) x 10, (Black) x 2, (White) x 13, (Black) x 2, (Blue) x 9, (Black) x 1, (Blue) x 20, (Black) x 1, (Blue) x 4, (Black) x 2, (Blue) x 5

→ Row 70 [WS]: (Blue) x 6, (Black) x 2, (Blue) x 3, (Black) x 2, (Blue) x 18, (Red) x 1, (Black) x 1, (Red) x 1, (Blue) x 8, (Black) x 2, (White) x 14, (Black) x 2, (Blue) x 10

← Row 71 [RS]: (Blue) x 11, (Black) x 1, (White) x 15, (Black) x 2, (Blue) x 8, (Red) x 1, (Black) x 1, (Red) x 3, (Blue) x 15, (Black) x 2, (Blue) x 3, (Black) x 2, (Blue) x 3, (Black) x 1, (Blue) x 3

→ Row 72 [WS]: (Blue) x 3, (Black) x 2, (Blue) x 3, (Black) x 2, (Blue) x 3, (Black) x 1, (Blue) x 2, (Black) x 1, (Blue) x 12, (Red) x 3, (Black) x 1, (Red) x 1, (Blue) x 8, (Black) x 2, (White) x 15, (Black) x 2, (Blue) x 11

← Row 73 [RS]: (Blue) x 11, (Black) x 2, (White) x 16, (Black) x 2, (Blue) x 7, (Red) x 2, (Black) x 1, (Red) x 3, (Blue) x 11, (Black) x 2, (Blue) x 1, (Black) x 2, (Blue) x 2, (Black) x 2, (Blue) x 3, (Black) x 2, (Blue) x 4



His Sally - FREE C2C Crochet Blanket Pattern - PrettyThingsByKatja

→ Row 74 [WS]: (Blue) x 5, (Black) x 2, (Blue) x 3, (Black) x 2, (Blue) x 2, (Black) x 2, (Blue) x 1, (Black) x 2, (Blue) x 11, (Red) x 2, (Black) x 1, (Red) x 2, (Blue) x 7, (Black) x 2, (White) x 17, (Black) x 4, (Blue) x 9

← Row 75 [RS]: (Blue) x 9, (Black) x 5, (White) x 17, (Black) x 1, (Blue) x 8, (Red) x 2, (Black) x 1, (Red) x 2, (Blue) x 11, (Black) x 1, (Blue) x 1, (Black) x 2, (Blue) x 2, (Black) x 2, (Blue) x 3, (Black) x 2, (Blue) x 2, (Black) x 1, (Blue) x 3

→ Row 76 [WS]: (Blue) x 3, (Black) x 2, (Blue) x 2, (Black) x 2, (Blue) x 3, (Black) x 2, (Blue) x 2, (Black) x 4, (Blue) x 11, (Red) x 1, (Black) x 1, (Red) x 2, (Blue) x 8, (Black) x 2, (White) x 4, (Black) x 3, (White) x 10, (Black) x 3, (Blue) x 11

← Row 77 [RS]: (Blue) x 11, (Black) x 1, (Blue) x 1, (Black) x 1, (White) x 10, (Black) x 4, (White) x 4, (Black) x 2, (Blue) x 8, (Red) x 2, (Black) x 1, (Red) x 1, (Blue) x 11, (Black) x 3, (Blue) x 2, (Black) x 2, (Blue) x 3, (Black) x 2, (Blue) x 2, (Black) x 2, (Blue) x 4

→ Row 78 [WS]: (Blue) x 5, (Black) x 2, (Blue) x 1, (Black) x 3, (Blue) x 3, (Black) x 2, (Blue) x 15, (Red) x 1, (Black) x 1, (Red) x 2, (Blue) x 9, (Black) x 1, (White) x 5, (Black) x 3, (White) x 10, (Black) x 2, (Blue) x 13

← Row 79 [RS]: (Blue) x 14, (Black) x 1, (White) x 10, (Black) x 4, (White) x 4, (Black) x 2, (Blue) x 9, (Red) x 2, (Black) x 1, (Blue) x 15, (Black) x 2, (Blue) x 3, (Black) x 6, (Blue) x 6

→ Row 80 [WS]: (Blue) x 7, (Black) x 3, (Blue) x 1, (Black) x 2, (Blue) x 3, (Black) x 2, (Blue) x 14, (Black) x 1, (Red) x 2, (Blue) x 10, (Black) x 1, (White) x 5, (Black) x 3, (White) x 10, (Black) x 2, (Blue) x 14

← Row 81 [RS]: (Blue) x 12, (Black) x 1, (Blue) x 1, (Black) x 2, (White) x 11, (Black) x 2, (White) x 6, (Black) x 1, (Blue) x 10, (Red) x 2, (Black) x 1, (Blue) x 13, (Black) x 2, (Blue) x 3, (Black) x 2, (Blue) x 2, (Black) x 2, (Blue) x 8

→ Row 82 [WS]: (Blue) x 9, (Black) x 2, (Blue) x 2, (Black) x 2, (Blue) x 3, (Black) x 2, (Blue) x 12, (Black) x 1, (Red) x 1, (Blue) x 12, (Black) x 1, (White) x 6, (Black) x 1, (White) x 11, (Black) x 5, (Blue) x 12

← Row 83 [RS]: (Blue) x 14, (Black) x 3, (White) x 18, (Black) x 2, (Blue) x 13, (Black) x 1, (Blue) x 12, (Black) x 1, (Blue) x 3, (Black) x 2, (Blue) x 2, (Black) x 2, (Blue) x 10

→ Row 84 [WS]: (Blue) x 11, (Black) x 2, (Blue) x 2, (Black) x 2, (Blue) x 15, (Black) x 1, (Blue) x 14, (Black) x 1, (White) x 18, (Black) x 4, (Blue) x 14

← Row 85 [RS]: (Blue) x 14, (Black) x 1, (Blue) x 2, (Black) x 2, (White) x 17, (Black) x 1, (Blue) x 15, (Black) x 1, (Blue) x 14, (Black) x 2, (Blue) x 2, (Black) x 2, (Blue) x 12

Corner

→ Row 86 [WS]: (Blue) x 12, (Black) x 2, (Blue) x 2, (Black) x 2, (Blue) x 13, (Black) x 1, (Blue) x 15, (Black) x 2, (White) x 17, (Black) x 1, (Blue) x 18

← Row 87 [RS]: (Blue) x 18, (Black) x 2, (White) x 16, (Black) x 2, (Blue) x 15, (Black) x 2, (Blue) x 12, (Black) x 2, (Blue) x 2, (Black) x 2, (Blue) x 12

→ Row 88 [WS]: (Blue) x 12, (Black) x 2, (Blue) x 2, (Black) x 2, (Blue) x 11, (Black) x 2, (Blue) x 16, (Black) x 2, (White) x 15, (Black) x 2, (Blue) x 19



His Sally - FREE C2C Crochet Blanket Pattern - PrettyThingsByKatja

← Row 89 [RS]: (Blue) x 17, (Black) x 5, (White) x 14, (Black) x 2, (Blue) x 17, (Black) x 1, (Blue) x 12, (Black) x 1, (Blue) x 2, (Black) x 2, (Blue) x 12

→ Row 90 [WS]: (Blue) x 12, (Black) x 2, (Blue) x 14, (Black) x 2, (Blue) x 17, (Black) x 2, (White) x 14, (Black) x 5, (Blue) x 17

Corner

← Row 91 [RS]: (Blue) x 18, (Black) x 4, (White) x 13, (Black) x 2, (Blue) x 18, (Black) x 2, (Blue) x 13, (Black) x 2, (Blue) x 12

→ Row 92 [WS]: (Blue) x 12, (Black) x 2, (Blue) x 12, (Black) x 2, (Blue) x 19, (Black) x 2, (White) x 11, (Black) x 3, (Blue) x 2, (Black) x 1, (Blue) x 17

← Row 93 [RS]: (Blue) x 16, (Black) x 1, (Blue) x 3, (Black) x 3, (White) x 9, (Black) x 3, (Blue) x 20, (Black) x 2, (Blue) x 12, (Black) x 1, (Blue) x 12

→ Row 94 [WS]: (Blue) x 25, (Black) x 2, (Blue) x 20, (Black) x 3, (White) x 8, (Black) x 4, (Blue) x 3, (Black) x 1, (Blue) x 15

← Row 95 [RS]: (Blue) x 18, (Black) x 7, (White) x 4, (Black) x 4, (Blue) x 9, (Black) x 4, (Blue) x 8, (Black) x 2, (Blue) x 24

→ Row 96 [WS]: (Blue) x 23, (Black) x 2, (Blue) x 7, (Black) x 6, (Blue) x 10, (Black) x 10, (Blue) x 2, (Black) x 3, (Blue) x 16

← Row 97 [RS]: (Blue) x 15, (Black) x 3, (Blue) x 3, (Black) x 8, (Blue) x 10, (Black) x 8, (Blue) x 6, (Black) x 2, (Blue) x 23

→ Row 98 [WS]: (Blue) x 23, (Black) x 1, (Blue) x 5, (Black) x 4, (White) x 4, (Black) x 2, (Blue) x 15, (Black) x 3, (Blue) x 2, (Black) x 1, (Blue) x 17

← Row 99 [RS]: (Blue) x 16, (Black) x 1, (Blue) x 2, (Black) x 2, (Blue) x 16, (Black) x 2, (White) x 6, (Black) x 3, (Blue) x 5, (Black) x 1, (Blue) x 22

→ Row 100 [WS]: (Blue) x 21, (Black) x 2, (Blue) x 4, (Black) x 3, (White) x 7, (Black) x 2, (Blue) x 16, (Black) x 2, (Blue) x 18

← Row 101 [RS]: (Blue) x 17, (Black) x 3, (Blue) x 15, (Black) x 2, (White) x 9, (Black) x 2, (Blue) x 4, (Black) x 2, (Blue) x 20

→ Row 102 [WS]: (Blue) x 20, (Black) x 2, (Blue) x 3, (Black) x 2, (White) x 10, (Black) x 2, (Blue) x 15, (Black) x 1, (Blue) x 18

← Row 103 [RS]: (Blue) x 17, (Black) x 1, (Blue) x 15, (Black) x 2, (White) x 11, (Black) x 2, (Blue) x 3, (Black) x 1, (Blue) x 20

→ Row 104 [WS]: (Blue) x 19, (Black) x 1, (Blue) x 3, (Black) x 2, (White) x 12, (Black) x 1, (Blue) x 33

← Row 105 [RS]: (Blue) x 14, (Black) x 1, (Blue) x 17, (Black) x 2, (White) x 12, (Black) x 2, (Blue) x 2, (Black) x 1, (Blue) x 19



His Sally - FREE C2C Crochet Blanket Pattern - PrettyThingsByKatja

→ Row 106 [WS]: (Blue) x 18, (Black) x 1, (Blue) x 3, (Black) x 1, (White) x 13, (Black) x 2, (Blue) x 17, (Black) x 1, (Blue) x 13

← Row 107 [RS]: (Blue) x 12, (Black) x 1, (Blue) x 17, (Black) x 2, (White) x 6, (Black) x 2, (White) x 6, (Black) x 1, (Blue) x 2, (Black) x 1, (Blue) x 18

→ Row 108 [WS]: (Blue) x 20, (Black) x 2, (White) x 5, (Black) x 3, (White) x 6, (Black) x 1, (Blue) x 17, (Black) x 2, (Blue) x 11

← Row 109 [RS]: (Blue) x 10, (Black) x 2, (Blue) x 17, (Black) x 1, (White) x 6, (Black) x 3, (White) x 6, (Black) x 2, (Blue) x 19

→ Row 110 [WS]: (Blue) x 19, (Black) x 1, (White) x 6, (Black) x 4, (White) x 5, (Black) x 1, (Blue) x 17, (Black) x 3, (Blue) x 9

← Row 111 [RS]: (Blue) x 9, (Black) x 2, (Blue) x 17, (Black) x 1, (White) x 6, (Black) x 3, (White) x 7, (Black) x 1, (Blue) x 18

→ Row 112 [WS]: (Blue) x 17, (Black) x 2, (White) x 6, (Black) x 3, (White) x 6, (Black) x 2, (Blue) x 17, (Black) x 2, (Blue) x 8

← Row 113 [RS]: (Blue) x 8, (Black) x 2, (Blue) x 17, (Black) x 1, (White) x 7, (Black) x 2, (White) x 7, (Black) x 1, (Blue) x 17

→ Row 114 [WS]: (Blue) x 16, (Black) x 1, (White) x 17, (Black) x 1, (Blue) x 17, (Black) x 2, (Blue) x 7

← Row 115 [RS]: (Blue) x 7, (Black) x 2, (Blue) x 17, (Black) x 1, (White) x 16, (Black) x 1, (Blue) x 16

→ Row 116 [WS]: (Blue) x 15, (Black) x 1, (White) x 17, (Black) x 1, (Blue) x 17, (Black) x 2, (Blue) x 6

← Row 117 [RS]: (Blue) x 5, (Black) x 2, (Blue) x 18, (Black) x 1, (White) x 16, (Black) x 1, (Blue) x 15

→ Row 118 [WS]: (Blue) x 14, (Black) x 1, (White) x 17, (Black) x 1, (Blue) x 17, (Black) x 2, (Blue) x 5

← Row 119 [RS]: (Blue) x 4, (Black) x 2, (Blue) x 18, (Black) x 1, (White) x 16, (Black) x 1, (Blue) x 14

→ Row 120 [WS]: (Blue) x 13, (Black) x 1, (White) x 17, (Black) x 1, (Blue) x 18, (Black) x 1, (Blue) x 4

← Row 121 [RS]: (Blue) x 3, (Black) x 1, (Blue) x 18, (Black) x 2, (White) x 16, (Black) x 1, (Blue) x 13

→ Row 122 [WS]: (Blue) x 12, (Black) x 2, (White) x 15, (Black) x 2, (Blue) x 18, (Black) x 1, (Blue) x 3

← Row 123 [RS]: (Blue) x 2, (Black) x 1, (Blue) x 18, (Black) x 2, (White) x 16, (Black) x 1, (Blue) x 12

→ Row 124 [WS]: (Blue) x 12, (Black) x 1, (White) x 15, (Black) x 3, (Blue) x 20

← Row 125 [RS]: (Blue) x 19, (Black) x 3, (White) x 15, (Black) x 2, (Blue) x 11

→ Row 126 [WS]: (Blue) x 11, (Black) x 1, (White) x 15, (Black) x 5, (Blue) x 17

← Row 127 [RS]: (Blue) x 16, (Black) x 3, (Blue) x 1, (Black) x 2, (White) x 14, (Black) x 1, (Blue) x 11

→ Row 128 [WS]: (Blue) x 10, (Black) x 2, (White) x 13, (Black) x 2, (Blue) x 1, (Black) x 2, (Blue) x 17

← Row 129 [RS]: (Blue) x 17, (Black) x 1, (Blue) x 2, (Black) x 2, (White) x 12, (Black) x 2, (Blue) x 10



His Sally - FREE C2C Crochet Blanket Pattern - PrettyThingsByKatja

- Row 130 [WS]: (Blue) x 10, (Black) x 2, (White) x 11, (Black) x 3, (Blue) x 2, (Black) x 1, (Blue) x 16
- ← Row 131 [RS]: (Blue) x 18, (Black) x 4, (White) x 10, (Black) x 2, (Blue) x 10
- Row 132 [WS]: (Blue) x 10, (Black) x 3, (White) x 8, (Black) x 5, (Blue) x 17
- ← Row 133 [RS]: (Blue) x 16, (Black) x 2, (Blue) x 2, (Black) x 3, (White) x 5, (Black) x 4, (Blue) x 10
- Row 134 [WS]: (Blue) x 11, (Black) x 10, (Blue) x 2, (Black) x 3, (Blue) x 15
- ← Row 135 [RS]: (Blue) x 16, (Black) x 1, (Blue) x 2, (Black) x 10, (Blue) x 11
- Row 136 [WS]: (Blue) x 12, (Black) x 6, (Blue) x 1, (Black) x 2, (Blue) x 2, (Black) x 1, (Blue) x 15
- ← Row 137 [RS]: (Blue) x 17, (Black) x 2, (Blue) x 3, (Black) x 1, (Blue) x 2, (Black) x 1, (Blue) x 12
- Row 138 [WS]: (Blue) x 11, (Black) x 2, (Blue) x 2, (Black) x 1, (Blue) x 2, (Black) x 3, (Blue) x 16
- ← Row 139 [RS]: (Blue) x 16, (Black) x 2, (Blue) x 2, (Black) x 2, (Blue) x 2, (Black) x 2, (Blue) x 10
- Row 140 [WS]: (Blue) x 10, (Black) x 2, (Blue) x 2, (Black) x 2, (Blue) x 1, (Black) x 1, (Blue) x 17
- ← Row 141 [RS]: (Blue) x 16, (Black) x 1, (Blue) x 3, (Black) x 1, (Blue) x 3, (Black) x 1, (Blue) x 9
- Row 142 [WS]: (Blue) x 13, (Black) x 1, (Blue) x 19
- ← Row 143 [RS]: (Blue) x 32
- Row 144 [WS]: (Blue) x 31
- ← Row 145 [RS]: (Blue) x 30
- Row 146 [WS]: (Blue) x 29
- ← Row 147 [RS]: (Blue) x 28
- Row 148 [WS]: (Blue) x 27
- ← Row 149 [RS]: (Blue) x 26
- Row 150 [WS]: (Blue) x 25
- ← Row 151 [RS]: (Blue) x 24
- Row 152 [WS]: (Blue) x 23
- ← Row 153 [RS]: (Blue) x 22
- Row 154 [WS]: (Blue) x 21
- ← Row 155 [RS]: (Blue) x 20
- Row 156 [WS]: (Blue) x 19
- ← Row 157 [RS]: (Blue) x 18
- Row 158 [WS]: (Blue) x 17



His Sally - FREE C2C Crochet Blanket Pattern - PrettyThingsByKatja

- ← Row 159 [RS]: (Blue) x 16
- Row 160 [WS]: (Blue) x 15
- ← Row 161 [RS]: (Blue) x 14
- Row 162 [WS]: (Blue) x 13
- ← Row 163 [RS]: (Blue) x 12
- Row 164 [WS]: (Blue) x 11
- ← Row 165 [RS]: (Blue) x 10
- Row 166 [WS]: (Blue) x 9
- ← Row 167 [RS]: (Blue) x 8
- Row 168 [WS]: (Blue) x 7
- ← Row 169 [RS]: (Blue) x 6
- Row 170 [WS]: (Blue) x 5
- ← Row 171 [RS]: (Blue) x 4
- Row 172 [WS]: (Blue) x 3
- ← Row 173 [RS]: (Blue) x 2
- Row 174 [WS]: (Blue) x 1

The Graph:

I have divided it into multiple pages so that each square is visible. For me, it is easier to do the C2C with written instructions, but if you like it better, you can do it by counting the squares on the graph. I prefer to look at the charts, just to see where I am and how much I still need to do.

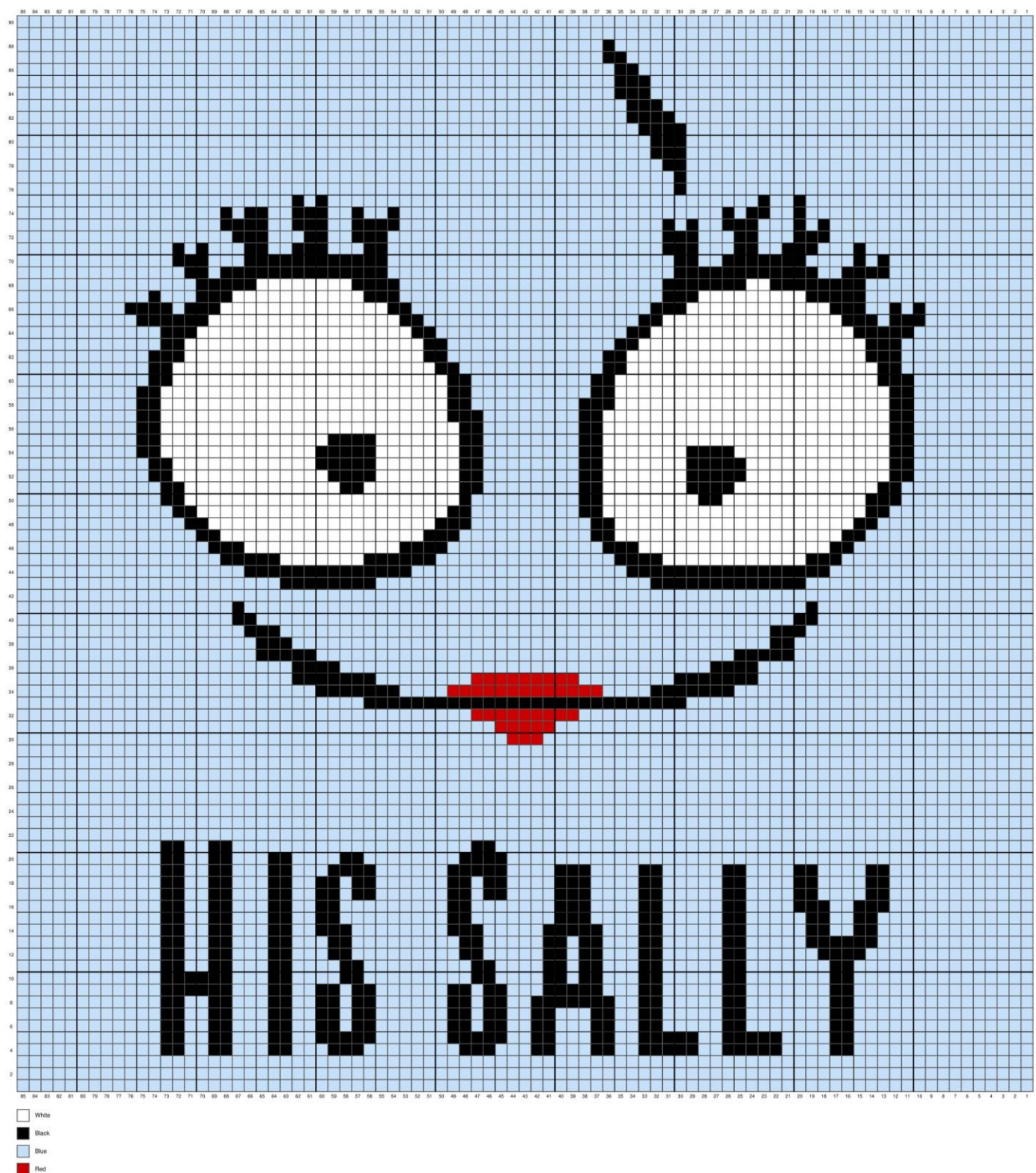
But be careful with assembling the graphs together.

Assembling the Graph:

The graph for this pattern is broken up into multiple pages. You will need to cut out the graph and tape it together to form the full design, making sure to align the rows and columns. Leave the row and column numbers visible on the outer edges of the graph.




His Sally - FREE C2C Crochet Blanket Pattern - PrettyThingsByKatja






His Sally - FREE C2C Crochet Blanket Pattern - PrettyThingsByKatja



- ☐ White
- ☐ Black
- ☐ Blue
- ☐ Red




His Sally - FREE C2C Crochet Blanket Pattern - PrettyThingsByKatja



- ☐ White
- ☒ Black
- ☐ Blue
- ☐ Red


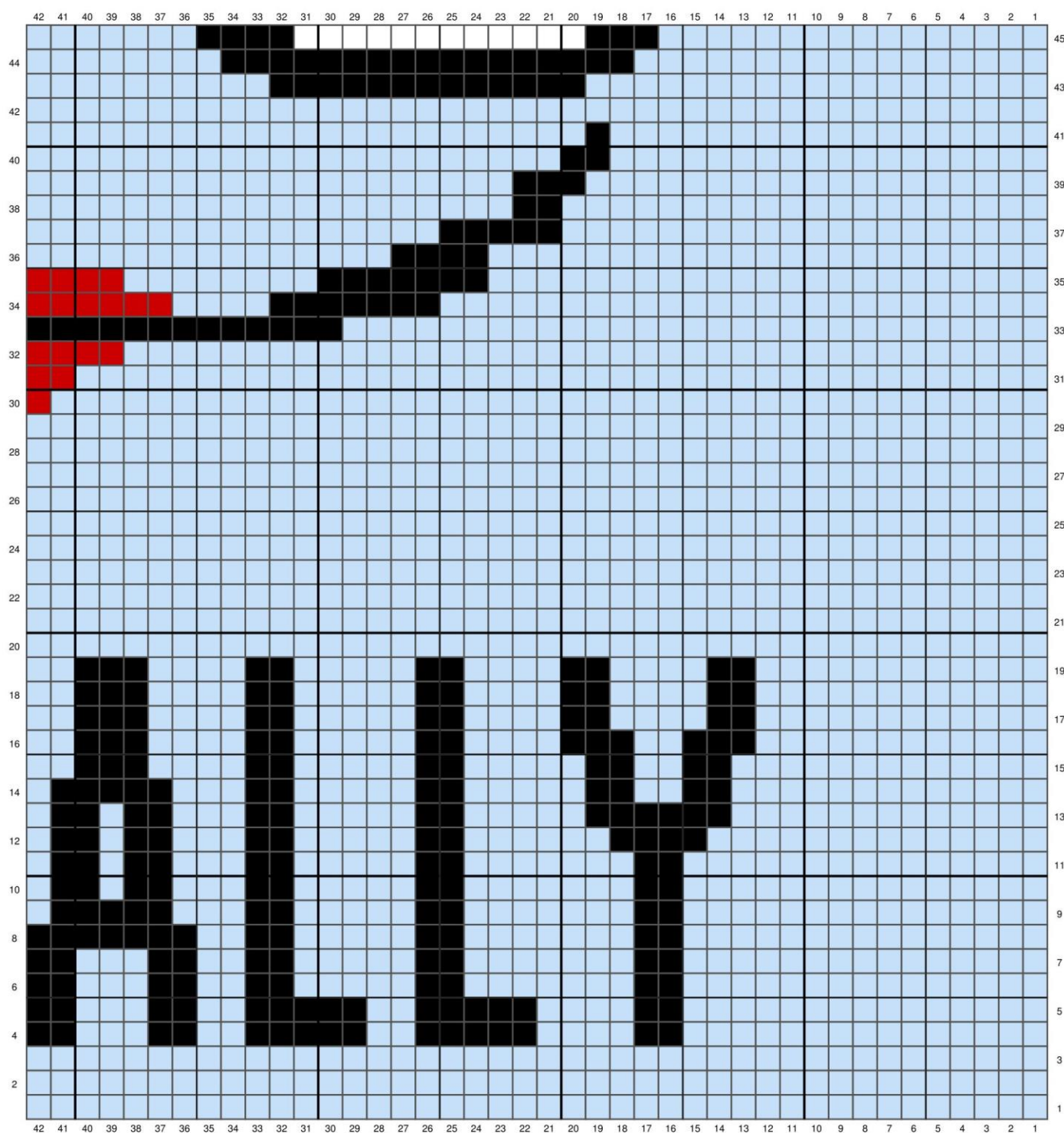


His Sally - FREE C2C Crochet Blanket Pattern - PrettyThingsByKatja





His Sally - FREE C2C Crochet Blanket Pattern - PrettyThingsByKatja





His Sally - FREE C2C Crochet Blanket Pattern - PrettyThingsByKatja

Congratulations, the hardest part is over!

Now all you have to do is make a border. It is not necessary, but it gives a pretty finished look.

I have made a Crab stitch around it. It is also called The reverse single crochet.

I always like to start and finish my patterns with one or two rows of the SC in the MC. When you complete the design, it is safe to cut the CC yarn. It will not get loose.

With the MC, you crochet one round of SC all the way around. At the sides, you put one SC in each row, and at the corners, you crochet three SC in the same stitch.

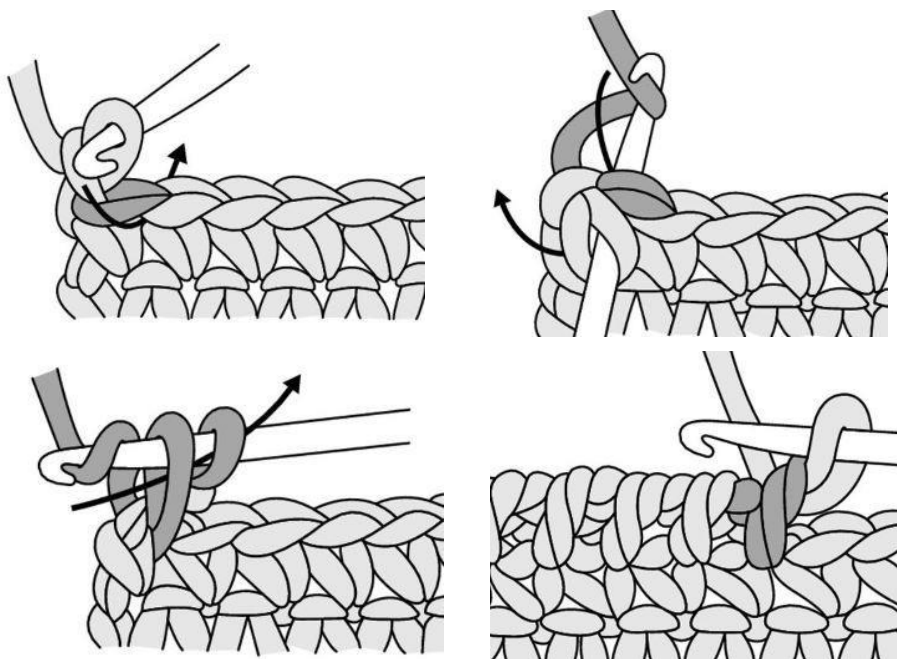
When you come all the way around you SL ST into the first SC, and FO. But only if you want to make the Crab stitch with different color.

The actual mechanics of a reverse single crochet stitch are the same as for a regular single crochet — except in reverse.

Instead of working from right to left, you work from Left to right. It creates a somewhat twisted, rounded edge that's good for making a simple finished edge for your work.

Be sure to have the right side of your work facing you.

- Insert the hook, from front to back, in the next stitch to the right. Yarn over (yo) and draw the yarn through the stitch. (This step is similar to how you work a regular single crochet — only backward.)
- Yarn over and pull the yarn through the two loops on the hook.



One reverse single crochet is complete.

Repeat the preceding steps in each stitch across the row.



His Sally - FREE C2C Crochet Blanket Pattern - PrettyThingsByKatja

To complete your crab stitch border, stop when you've reached the stitch you started in. Instead of adding a crab stitch in that starting stitch, slip stitch into the same stitch you started in.

Cut your yarn and pull through. When you weave in your ends, you'll want to weave the tail through the stitches to the right.

Congratulations you made it!

Thank you very much for using my pattern. I hope you enjoyed crocheting it as much as I enjoyed making it.

If you like my pattern, please, follow my blog – bestofcrochetpatterns.com, I will share free patterns and tips there. You can also join my email list.

Please share your creation with me on Facebook and Instagram (Tag me into the photo @Pretty_things_by_katja). I would love to see it.

Have a beautiful day.

Katja